

We have pleasure in presenting the Spare Parts Catalogue for 'RE 205 M / RE 205 M CNG / RE 205 M LPG' Vehicles. This catalogue has been specially designed to assist you in selecting the correct parts to maintain your vehicle in best running condition..

The Bajaj spares are subjected to the stringent quality control standards to ensure longer life of the vehicle. It is therefore necessary that only the Genuine Bajaj Spares are used.

In a continual effort to improve performance and efficiency of the vehicle, Specifications, Diagrams, Illustrations and Part Numbers can change without notice. Consequently, the description in this Spare Parts Catalogue cannot therefore be final and binding on us.

The modifications/ alterations which are carried out after the issue of this catalogue, will be conveyed to you through our service circulars. You are requested to make necessary corrections in the parts catalogues as per the circulars so as to keep your catalogues up to date. This will ensure the appropriate and speedy delivery of the spare parts as the order placed will bear the latest part numbers.

In case, if you need any technical assistance contact the concerned Regional Office or write to us on the following address :

Service Department
Akurdi, Pune 411 035 India
Phone : 020-27406278
Fax : 020-27407385
E-mail : service@bajajauto.co.in

All information contained in this manual is based on the latest product information at the time of publication. Bajaj Auto Limited accepts no liability for any inaccuracies or omissions in this publication, although every possible care has been taken to make it as complete and accurate as possible. All procedures and specifications subject to change without prior notice. The right is reserved to make such changes at any time without prior notice and without incurring an obligation to make such changes to product manufactured previously. Contact your authorized Bajaj Dealer for the latest information on product improvements incorporated after this manual was issued.

DOC. NO.: 71111106

REV. 00. May.2010

1. How to Read the Catalogue : Open the catalogue and from the pictorial index locate the group in which the part you want to find is present. Turn over to the concerned page number (as given by pictorial index). Now find out the figure of the part you wish to order. Write down the part number against that particular figure number from the text.

In case, if you have the part number and you need the other details, the part index can be used. The part index (at the end of the catalogue) will give you the figure and page number of the part you wish to order.

2. How to Order Spare Parts : The part number and the description of the part required should be invariably mentioned in the order as per the catalogue text.

The latest part number as conveyed through our service circulars should only appear on the order. In case of ordering painted components, colour shade of the components should be mentioned.

The quantity shown against the part number is the quantity per vehicle for that group so that particular quantity should be multiplied by the number of sets required.

3. Part Number System: We have used 8 digit system for part numbers. The model or hardware item is indicated by first two digits or alphanumeric, the next two or four digits indicate main group and the last four or two digits indicate serial number in main group or serial number or subgroup of fastener respectively. Thus the part numbers will be indicated by 2-2-4 or 2-4-2 digit system. Understanding this system will enable you to identify the spare parts easily.

4. Abbreviations : The following abbreviations are used in this catalogue.

assly.	Assembly	V	Volts
N.I.	Not illustrated	W	Watts
C'case	Crankcase	accl.	Accelerator
Cyl	Cylinder	Comp.	Complete
o/s.	Over size	Fr	Front
Std.	Standard	L	Length
A/t.	Alternate	Rr	Rear
R.H.	Right hand	Hex.	Hexagonal
L.H.	Left hand	AR	As required

No.	Description	Page No.
1	Engine & Crankcase Clutch Side	1
2	Crank Case Magneto Side	3
3	Clutch Cover	4
4	Cylinder / Piston Assembly	6
5	Crank Shaft Assembly	7
6	Cylinder Head	8
7	Valve	9
8	Cam Sahft And Chain Tensioner	10
9	Clutch Plate Assly	11
10	Clutch Housing Comp	12
11	Clutch Lever Assly	13
12	Main Shaft	15
13	Gear Transmission	16
14	Gear Shifter Assly	17
15	Sector Gear assly / Starting Mech.	18
16	Differential Assembly	21
17	Differential Cover	22
18	Sector Complete - Revere Gear	23
19	Cowling	24
20	Silencer Assembly	25
21	Engine Mounting	27
22	Magneto Assembly	29
23	Spark Plug And H.T. Coil	30
24	Carburettor (Kehin)	31
25	Carburettor (for CNG /LPG Vehicle)	33
26	Carburettor (Ucal)	34
27	Carburettor (Ucal)	36
28	Air Filter Complete	38
29	Air Filter Complete (Foam Type)	40
30	Pump Assly Oil & Oil Strainer	41
31	Fuel Tank	42
32	Fuel Tank Assly. (plastic)	44
33	Fuel Tank Assly. (Plastic)	46
34	Fuel Tank Assly.	47
35	Fuel Tank Assly	48
36	Front Brake Linkage	50
37	Front Brake Shoe (Antidive)	51
38	Wheel Cylinder (front)	52
39	Rear Brake Assly	53
40	Rear Brake Assly Auto Adjuster	55

No.	Description	Page No.
41	Trailing Arm Assembly	57
42	Propeller Shaft / Flanges	58
43	Frame Meter Drive Unit	59
44	Wheel Assembly	60
45	Master Cylinder Assembly	61
46	Tandem Master Cylinder (antidrive)	63
47	Brake Pedal	66
48	Brake Pedal (antidrive)	67
49	R.P. Valves & Brake Pipe (antidrive)	68
50	Brake Pipe	69
51	Brake Pipe (antidrive)	70
52	Wheel Cylinder (Rear)	71
53	Hand Brake Comp.	72
54	Chassis / Steering Cover/ Grommet	74
55	Tool Box	76
56	Front Mudguard / Head Lamp Hsg.	78
57	Front Mudguard / Head Lamp Hsg. (antidrive)	79
58	Front Wheel Hub / Axle Assly	80
59	Front Wheel Hub / Axle Assly (antidive)	82
60	Front Suspension	84
61	Front Shock Absorber	85
62	Front Shock Absorber (antidive)	86
63	Rear Shock Absorber	88
64	Steering Column	89
65	Steering Column (antidive)	91
66	Handle Bar	92
67	Handle Bar Sleeves	94
68	Handle Bar Sleeves	95
69	Reverse Gear Control Lever (Antidive)	97
70	Choke Lever Assly	98
71	Control Cables	99
72	Speedometer	101
73	Wiring Harness & H.I. Assly (antidive)	102
74	Front Light Assembly	105

PLATE NO. : 1
ENGINE & CRANKCASE CLUTCH SIDE

PAGE NO.:
1

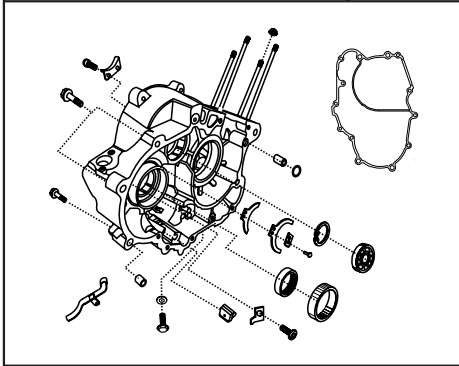


PLATE NO. : 3
CLUTCH COVER

PAGE NO.:
4

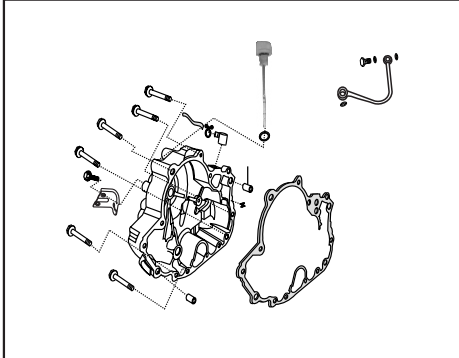


PLATE NO. : 5
CRANKSHAFT ASSEMBLY

PAGE NO.:
7




PLATE NO. : 2
CRANKCASE MAGNETO SIDE

PAGE NO.:
3

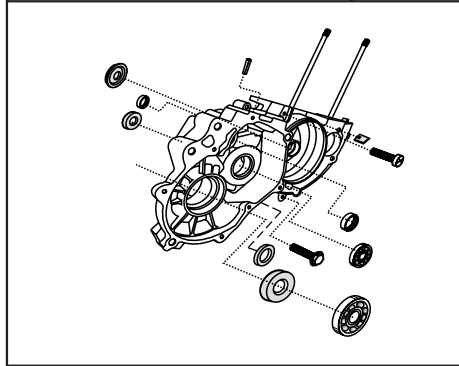


PLATE NO. : 4
CYLINDER/ PISTON ASSEMBLY

PAGE NO.:
6

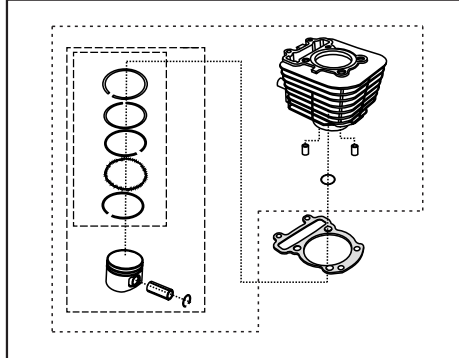


PLATE NO. : 6
CYLINDER HEAD

PAGE NO.:
8




PLATE NO. : 7
VALVE

PAGE NO.:
9

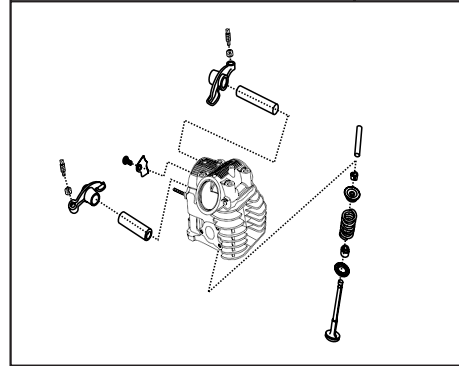


PLATE NO. : 9
CLUTCH PLATE ASSEMBLY

PAGE NO.:
11

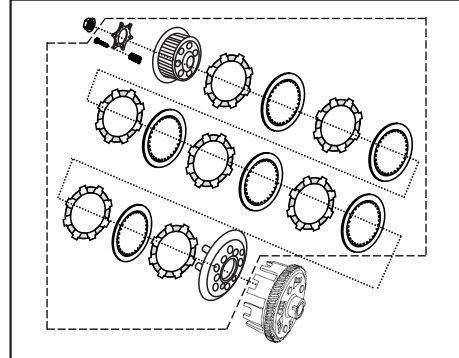


PLATE NO. : 11
CLUTCH LEVER ASSEMBLY

PAGE NO.:
13

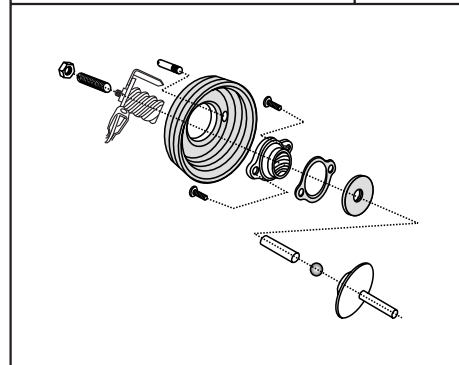


PLATE NO. : 8
CAM SHAFT AND CHAIN TANSIONER

PAGE NO.:
10

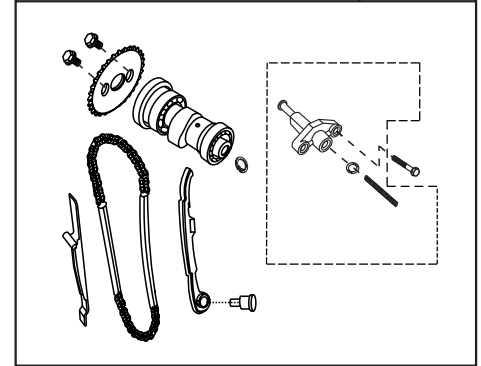


PLATE NO. : 10
CLUTCH HOUSING COMPLETE

PAGE NO.:
12




PLATE NO. : 12
MAIN SHAFT

PAGE NO.:
14

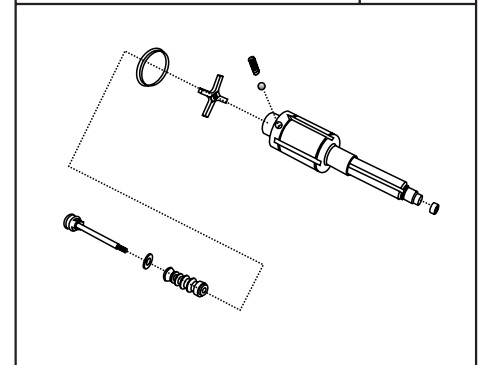


PLATE NO. : 13	PAGE NO.:
GEAR TRANSMISSION	15

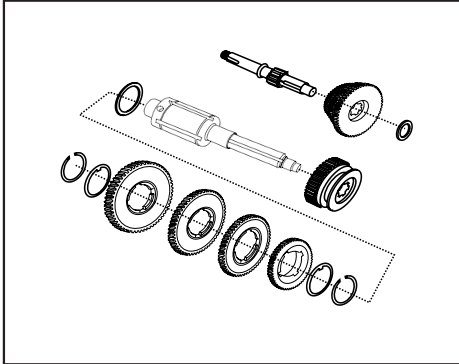


PLATE NO. : 15	PAGE NO.:
SECTOR GEAR ASSY/ STARTING MECH.	17

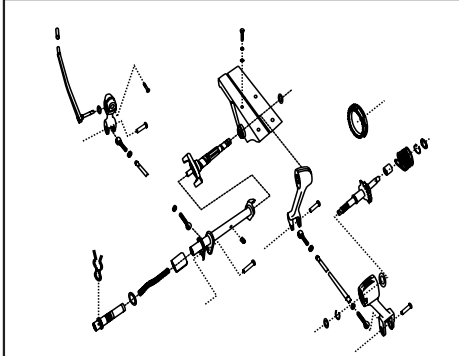


PLATE NO. : 17	PAGE NO.:
DIFFERENTIAL COVER	21

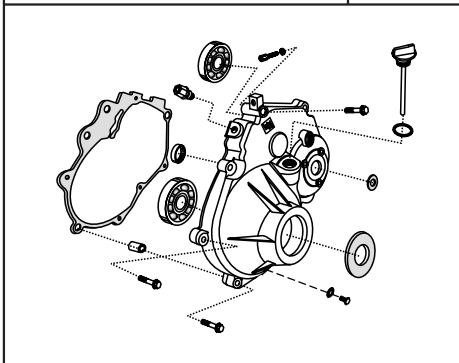


PLATE NO. : 14	PAGE NO.:
GEAR SHIFTER ASSEMBLY	16

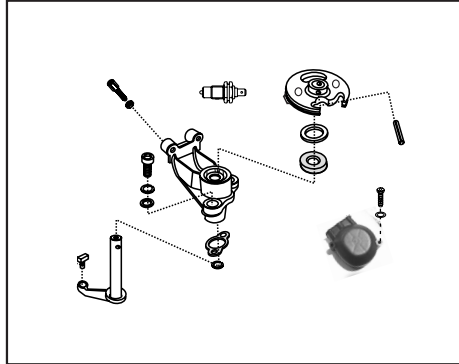


PLATE NO. : 16	PAGE NO.:
DIFFERENTIAL ASSEMBLY	20

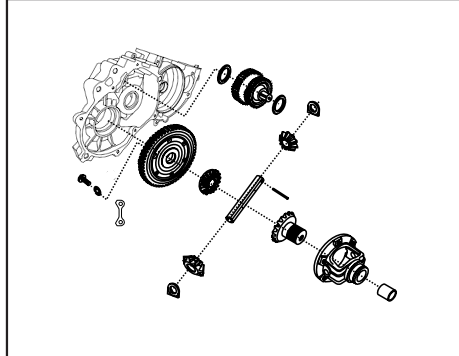


PLATE NO. : 18	PAGE NO.:
SECTOR COMPLETE- REVERSE GEAR	22

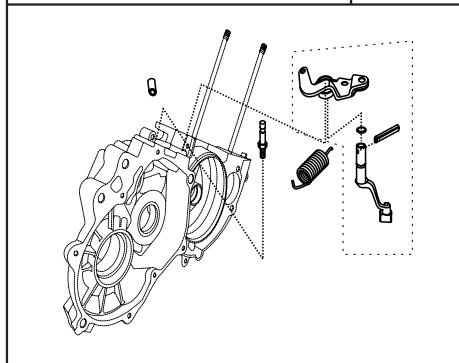


PLATE NO. : 19	PAGE NO.:
COWLING	23

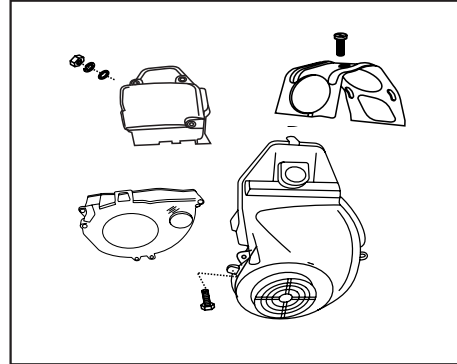


PLATE NO. : 21	PAGE NO.:
ENGINE MOUNTING	25

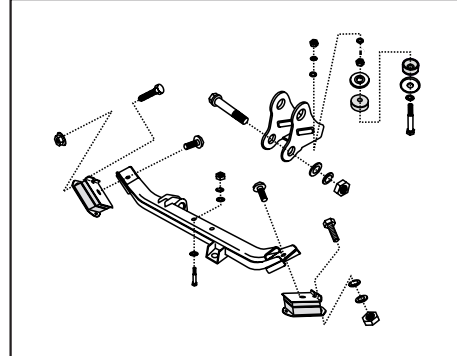


PLATE NO. : 23	PAGE NO.:
SPARK PLUG & H.T COIL	28

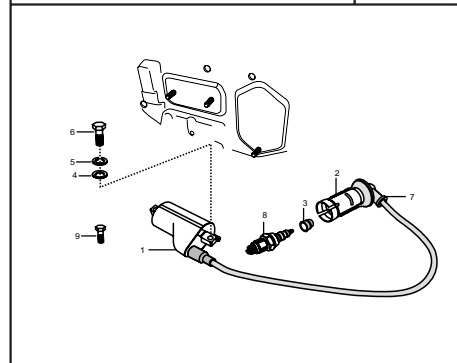


PLATE NO. : 20	PAGE NO.:
SILENCER ASSEMBLY	24

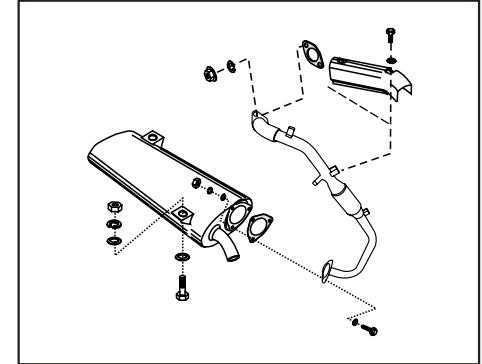


PLATE NO. : 22	PAGE NO.:
MAGNETO ASSEMBLY	27

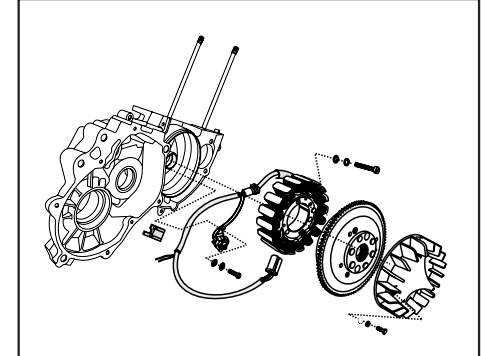
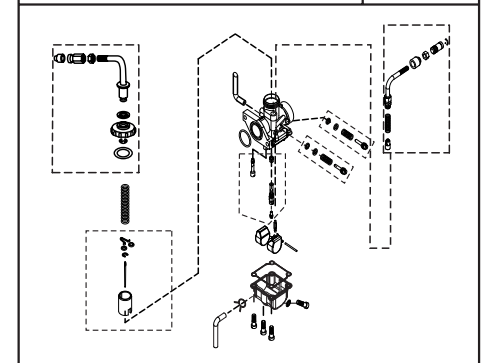


PLATE NO. : 24	PAGE NO.:
CARBURETTOR	29



Pictorial Index

RE 205

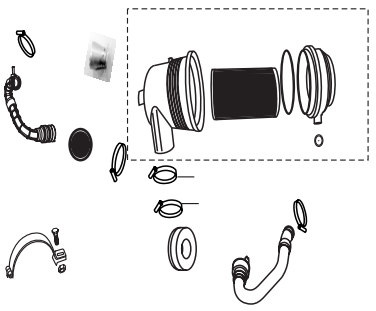
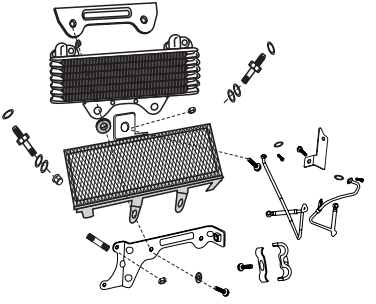
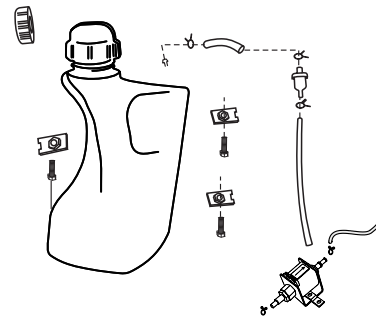
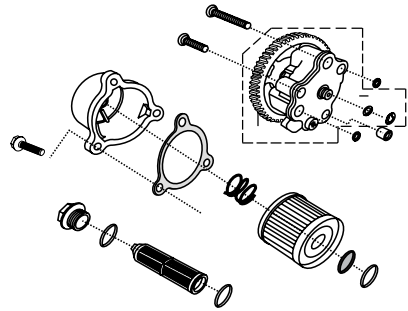
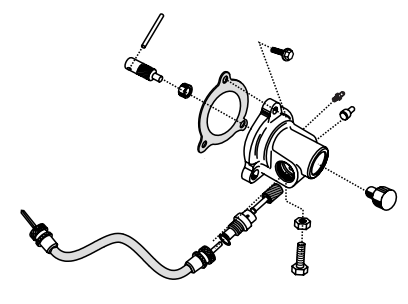
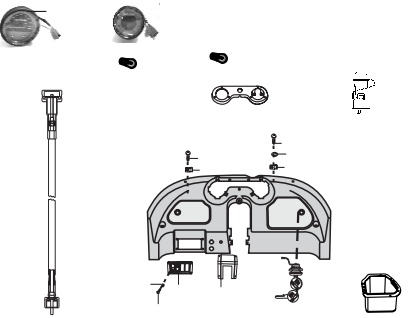
PLATE NO. : 25 AIR FILTER COMPLETE	PAGE NO.: 31
	
PLATE NO. : 27 OIL COOLER	PAGE NO.: 35
	
PLATE NO. : 29 PETROL TANK (CNG/LPG)	PAGE NO.: 38
	

PLATE NO. : 26 PUMP ASSEMBLY OIL & OIL STRAINER	PAGE NO.: 33
	
PLATE NO. : 28 FARE METER DRIVE UNIT	PAGE NO.: 37
	
PLATE NO. : 30 DASHBOARD ASSEMBLY	PAGE NO.: 40
	

Pictorial Index

RE 205

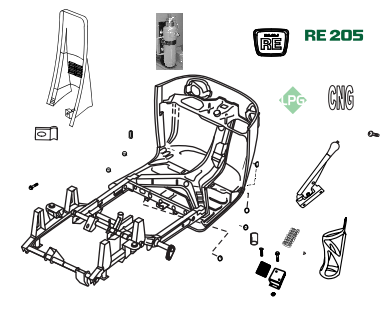
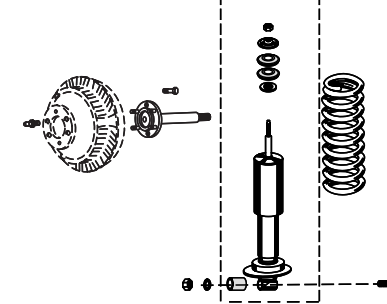
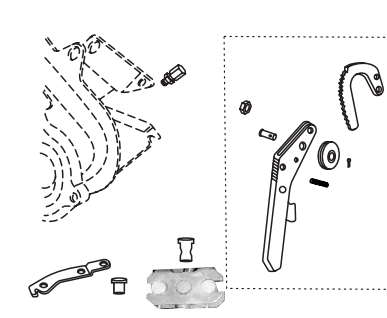
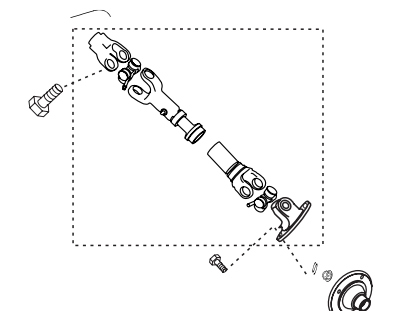
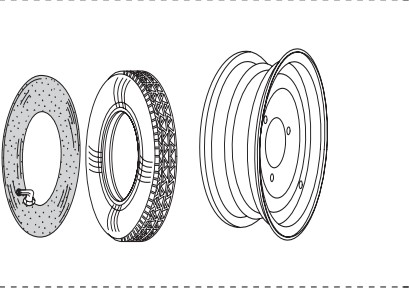
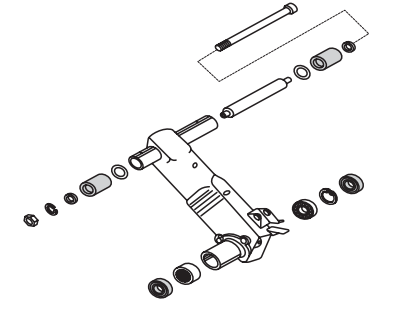
PLATE NO. : 31 CHASSIS/ STEERING COVER	PAGE NO.: 41
	
PLATE NO. : 33 REAR SHOCK ABSORBER/ REAR AXLE	PAGE NO.: 44
	
PLATE NO. : 35 HAND BRAKE COMPLETE	PAGE NO.: 48
	

PLATE NO. : 32 PROPELLER SHAFT UJ / FLANGES	PAGE NO.: 43
	
PLATE NO. : 34 WHEEL ASSEMBLY	PAGE NO.: 46
	
PLATE NO. : 36 TRAILING ARM ASSEMBLY	PAGE NO.: 49
	

Pictorial Index

RE 205

PLATE NO. : 37
FORK ASSEMBLY

PAGE NO.:
50

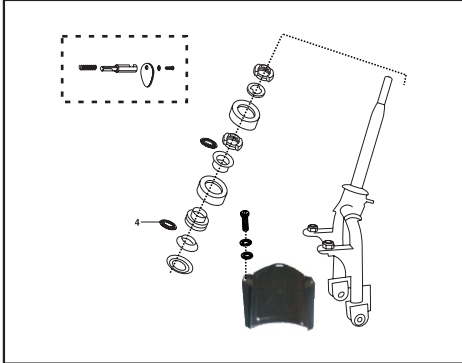


PLATE NO. : 39
FRONT BRAKE DRUM

PAGE NO.:
52

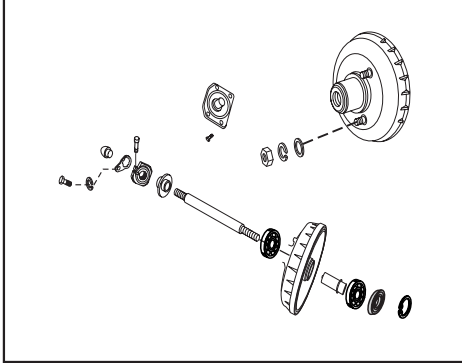


PLATE NO. : 41
AUTO ADJUSTER BRAKE SYSTEM

PAGE NO.:
54

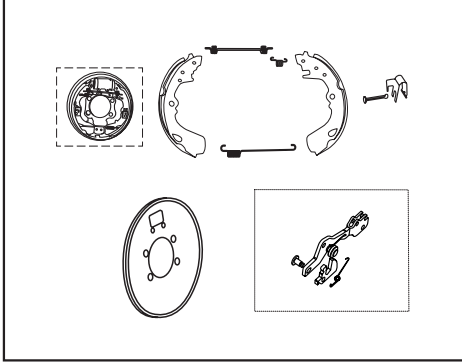


PLATE NO. : 38
FRONT MUDGUARD

PAGE NO.:
51

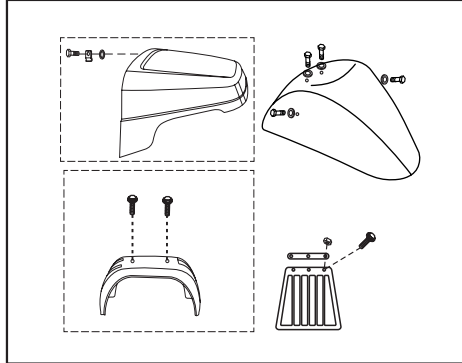


PLATE NO. : 40
FRONT SHOCK ABSORBER & LINKAGE

PAGE NO.:
53

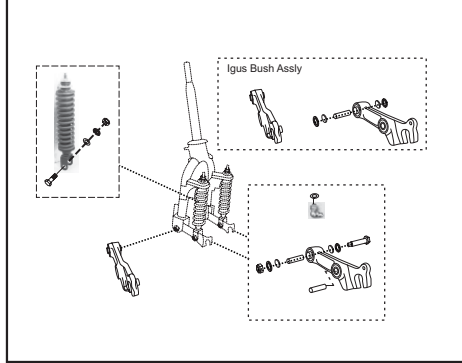
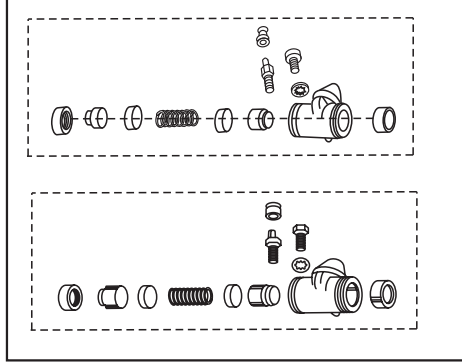


PLATE NO. : 42
WHEEL CYLINDER

PAGE NO.:
56



Pictorial Index

RE 205

PLATE NO. : 43
HANDLE BAR ASSEMBLY

PAGE NO.:
57

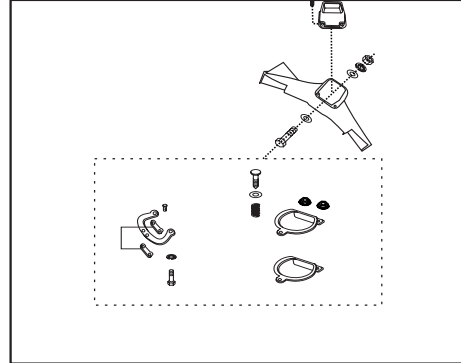


PLATE NO. : 45
BRAKE PEDAL

PAGE NO.:
59

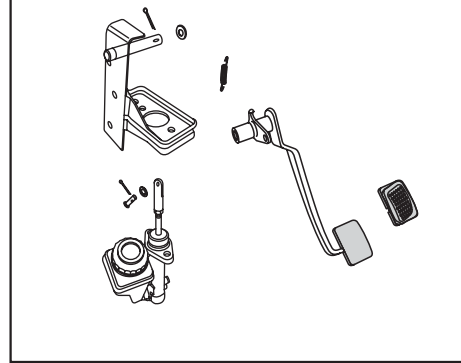


PLATE NO. : 47
BRAKE PIPE

PAGE NO.:
62

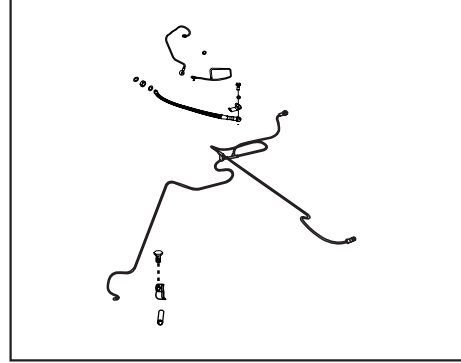


PLATE NO. : 44
HANDLE BAR SLEEVES

PAGE NO.:
58

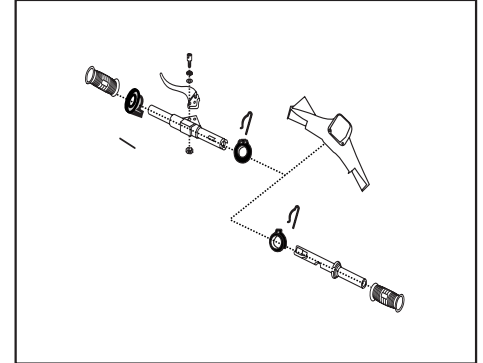


PLATE NO. : 46
TANDEM MASTER CYLINDER

PAGE NO.:
60

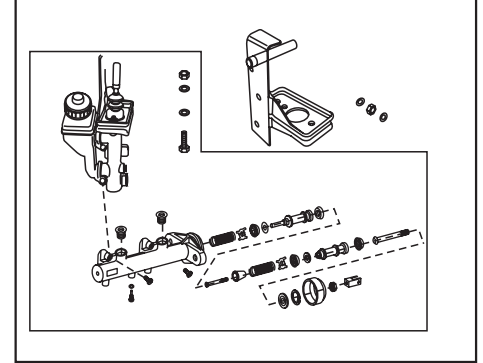
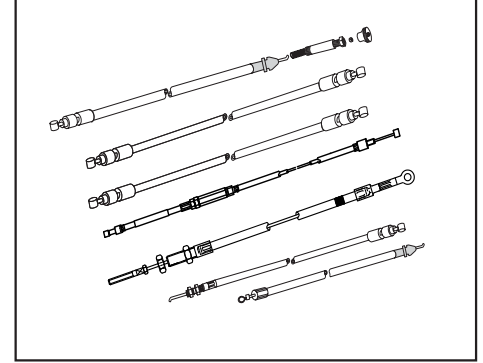


PLATE NO. : 48
CONTROL CABLES

PAGE NO.:
64



Pictorial Index

RE 205

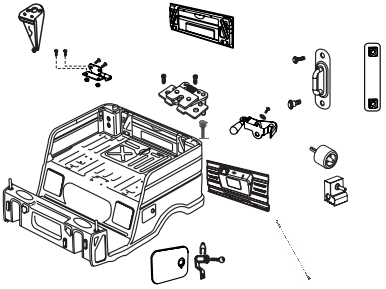
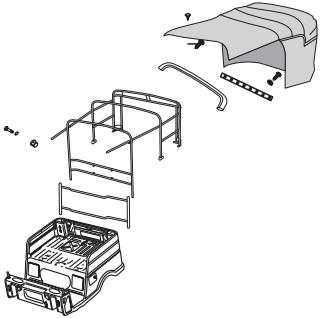
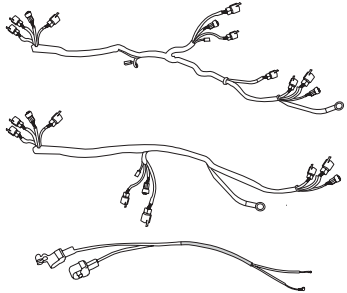
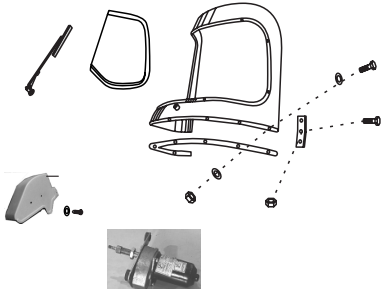
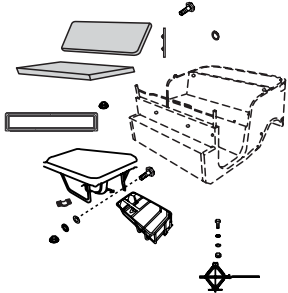
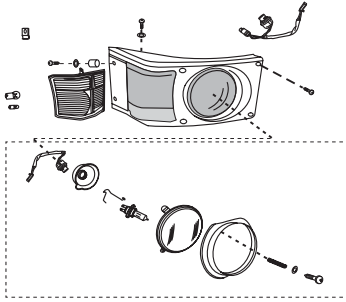
PLATE NO. : 49 PASSENGER BODY	PAGE NO.: 66
	
PLATE NO. : 51 HOOD FRAME ASSEMBLY/ PACKING	PAGE NO.: 69
	
PLATE NO. : 53 WIRING HARNESS	PAGE NO.: 71
	

PLATE NO. : 50 WINDSHIELD & WIPER MOTOR	PAGE NO.: 67
	
PLATE NO. : 52 SEAT ASSEMBLY	PAGE NO.: 70
	
PLATE NO. : 54 HEAD LAMP & FRONT INDICATOR ASSLY	PAGE NO.: 73
	

Pictorial Index

RE 205

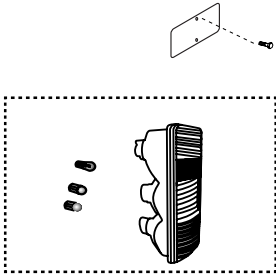
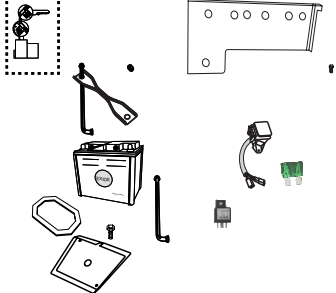

PLATE NO. : 55 TAIL LAMP ASSEMBLY	PAGE NO.: 74
	
PLATE NO. : 57 BATTERY & RELAY	PAGE NO.: 77
	
PLATE NO. : 59 TOOL KIT & MIRROR	PAGE NO.: 80
	

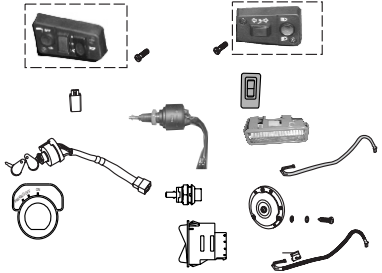
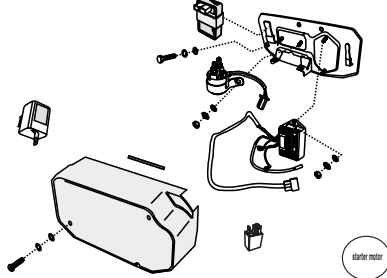
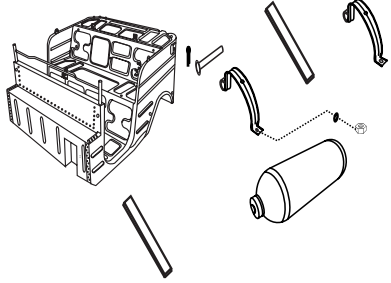
PLATE NO. : 56 SWITCHES & HORN	PAGE NO.: 75
	
PLATE NO. : 58 ELECTRICAL UNITS	PAGE NO.: 79
	
PLATE NO. : 60 CYLINDER FOR CNG & LPG VEHICLES	PAGE NO.: 81
	

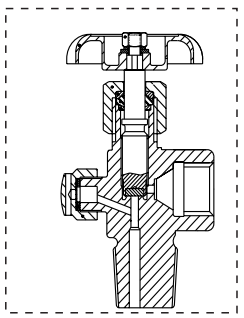
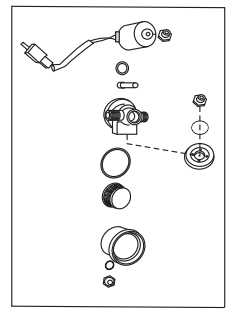
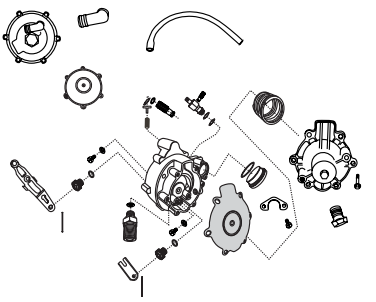
PLATE NO. : 61 VALVE OF CNG CYLINDER	PAGE NO.: 82
	
PLATE NO. : 63 RELAY & SOLENOID	PAGE NO.: 84
	
PLATE NO. : 65 REGULATOR	PAGE NO.: 87
	

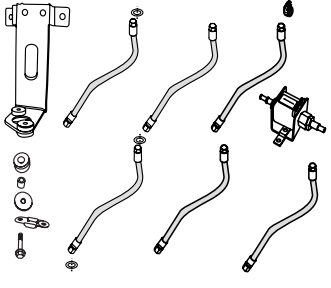
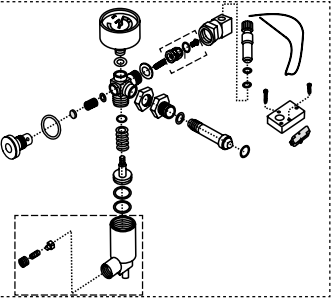
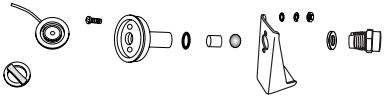
PLATE NO. : 62 HOSES	PAGE NO.: 83
	
PLATE NO. : 64 1ST STAGE REDUCTION UNIT	PAGE NO.: 85
	
PLATE NO. : 66 FILLER VALVE	PAGE NO.: 88
	

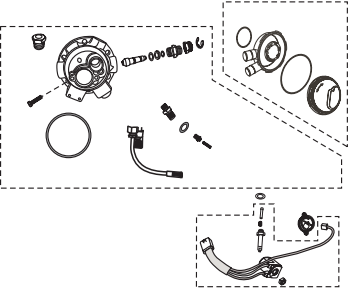





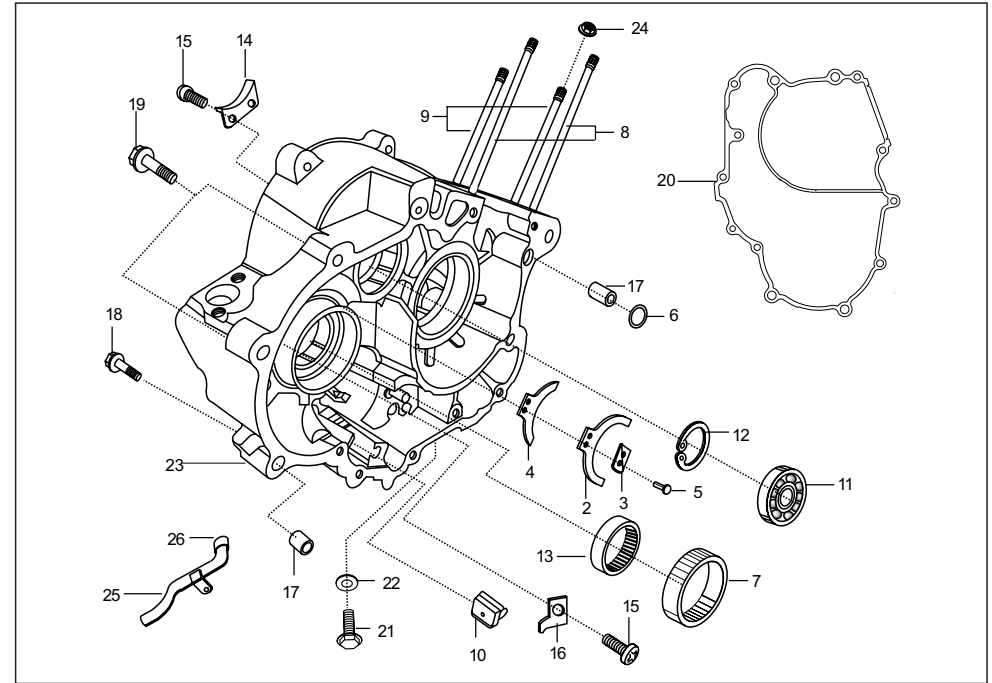
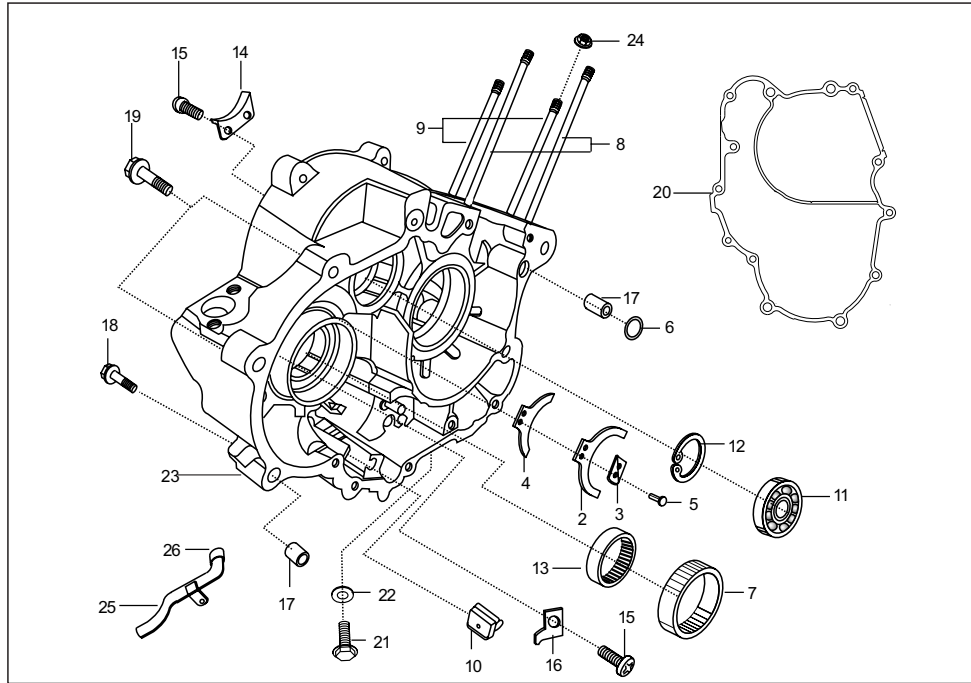
PLATE NO. : 67 MULTI VALVE (ZERO DEG.)	PAGE NO.: 89
	
PLATE NO. : 69	PAGE NO.: 92
	
PLATE NO. : 71	PAGE NO.: 94
	

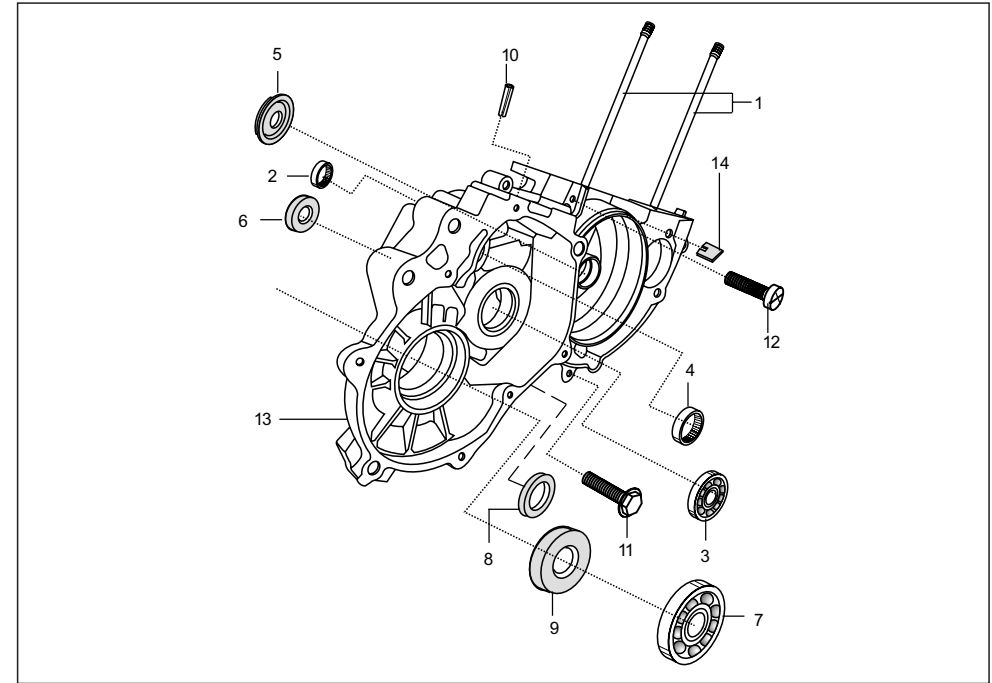
PLATE NO. : 68	PAGE NO.: 91
	
PLATE NO. : 70	PAGE NO.: 93
	
PLATE NO. : 72	PAGE NO.: 95
	



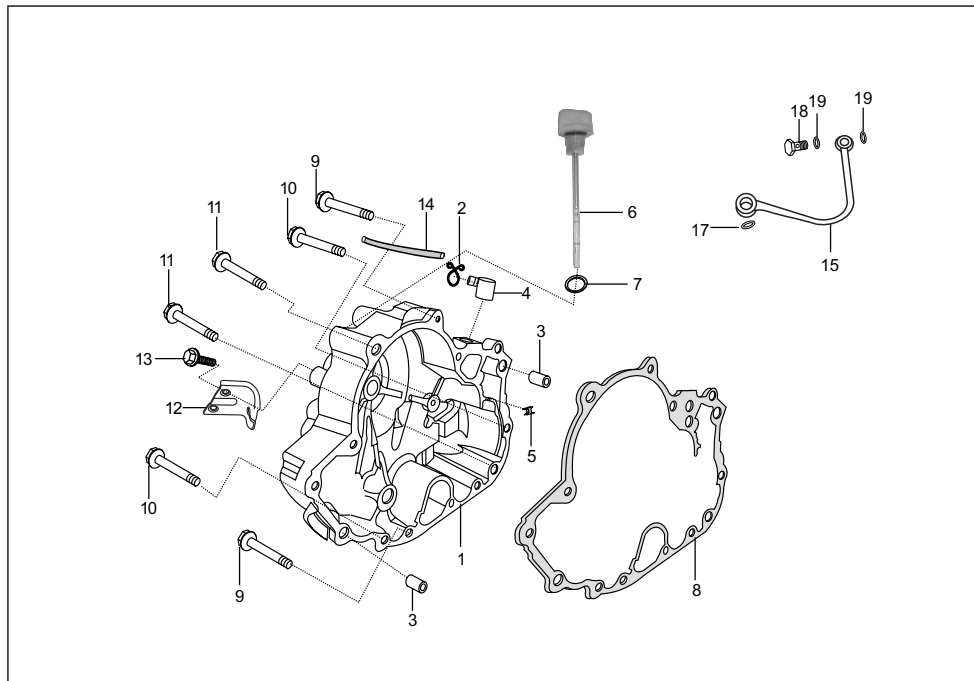
No.	Part No.	Description	Qty/Veh.		Remarks
			CNG	LPG	
1	AZ 5010 01	Engine Assly. comp.	1	1	N.I.
2	AA 1011 23	Spring plate upper	1	1	
3	AA 1012 49	Spacer pad - hand start	1	1	
4	AA 1011 24	Spring plate lower	1	1	
5	39 0508 09	Rivet	2	2	
6	39 1013 21	'O' ring	1	1	
7	AA 1011 45	Bush starter gear	1	1	
8	39 1719 05	Stud (Long)	2	2	
9	39 0682 05	Stud (Short)	2	2	
10	AA 1011 43	Rubber pad	1	1	
11	39 1214 20	Ball bearing	1	1	
12	21 1704 19	Circlip	1	1	
13	03 1003 35	Needle roller bearing	1	1	
14	AA 1010 04	Guide chain metallic	1	1	
15	39 0745 01	Scrow pan cross - M6	1	1	



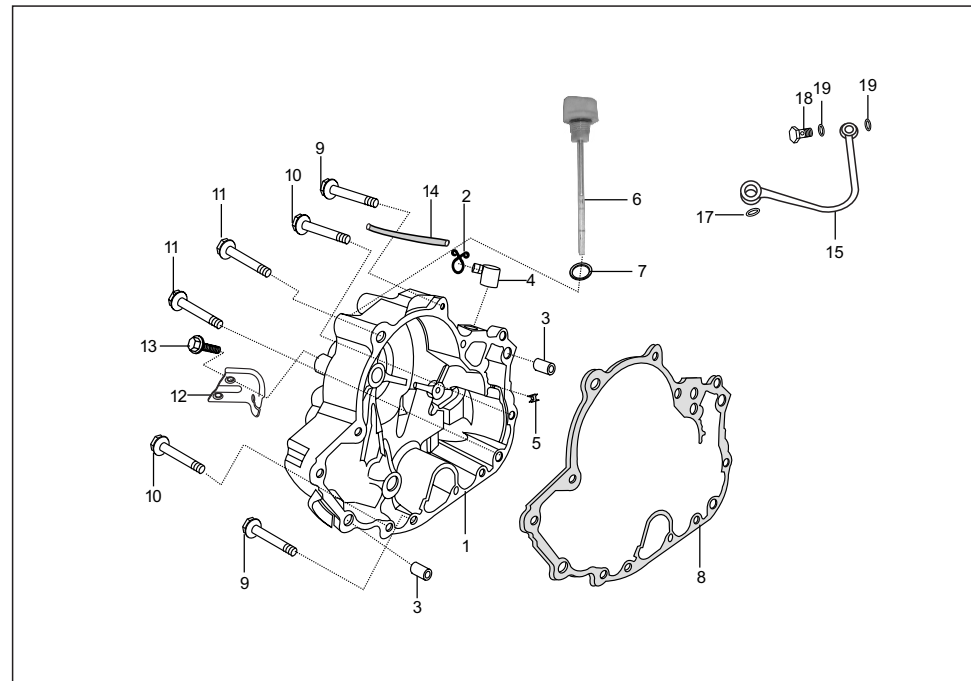
No.	Part No.	Description	Qty/Veh.		Remarks
			CNG	LPG	
16	AB 1010 14	Guide starter gear	1	1	
17	39 1000 06	Hollow dowel pin	2	2	
18	39 1075 04	Bolt flanged small	6	6	
19	39 1676 04	Bolt flanged small	6	6	
20	AA 1013 28	Gasket (Crankcase)	1	1	
21	28 1011 41	Oil plug	1	1	
22	39 1796 11	Plain washer	1	1	
23	AN 1010 70	Crank case clutch side	1	1	
24	39 1630 15	Nut flange	2	2	
25	AA 1012 21	Tube assy.	1	1	
26	28 1010 80	Rubber bush	1	1	



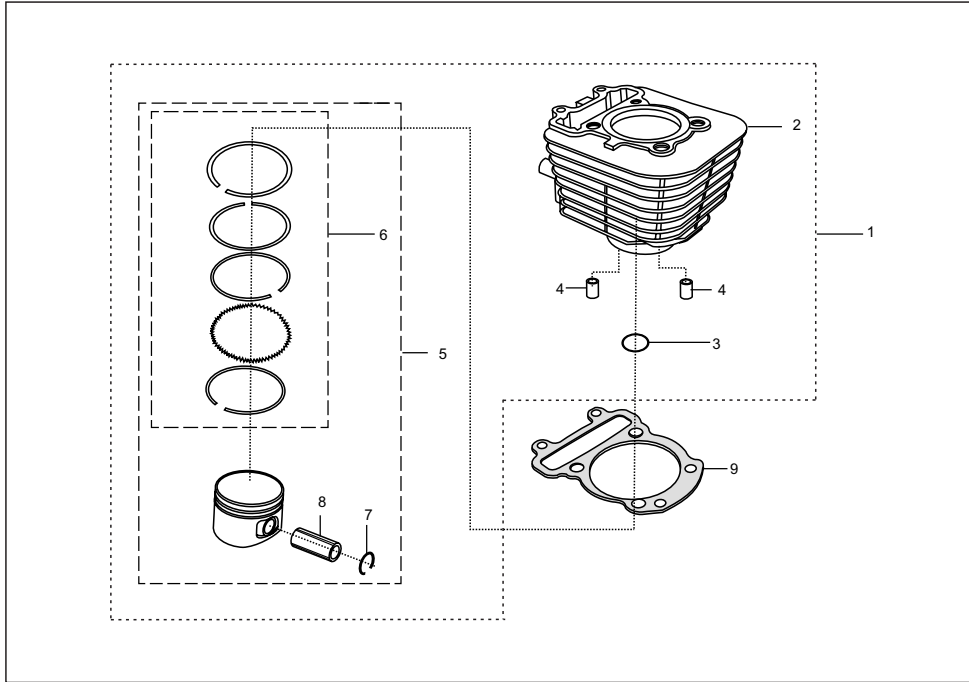
No.	Part No.	Description	Qty/Veh.		Remarks
			CNG	LPG	
1	39 1719 05	Stud	2	2	
2	39 2528 20	Needle roller bearing	1	1	
3	39 1324 20	Ball bearing	1	1	
4	39 1435 20	Needle roller bearing	1	1	
5	39 1715 19	Oil seal	1	1	
6	39 1716 19	Oil seal (Main Shaft)	1	1	
7	24 1301 05	Ball bearing (Differential)	1	1	
8	39 1917 19	Oil seal	1	1	For starting handle sector gear
9	39 1870 19	Oil seal(Differential)	1	1	
10	39 0427 06	Spring type straight pin	1	1	
11	39 1075 04	Flanged bolt	1	1	
12	39 0747 01	Screw	1	1	
13	AN 1010 33	Crankcase magneto side	1	1	
14	AB 1010 85	Rubber grommet	1	1	



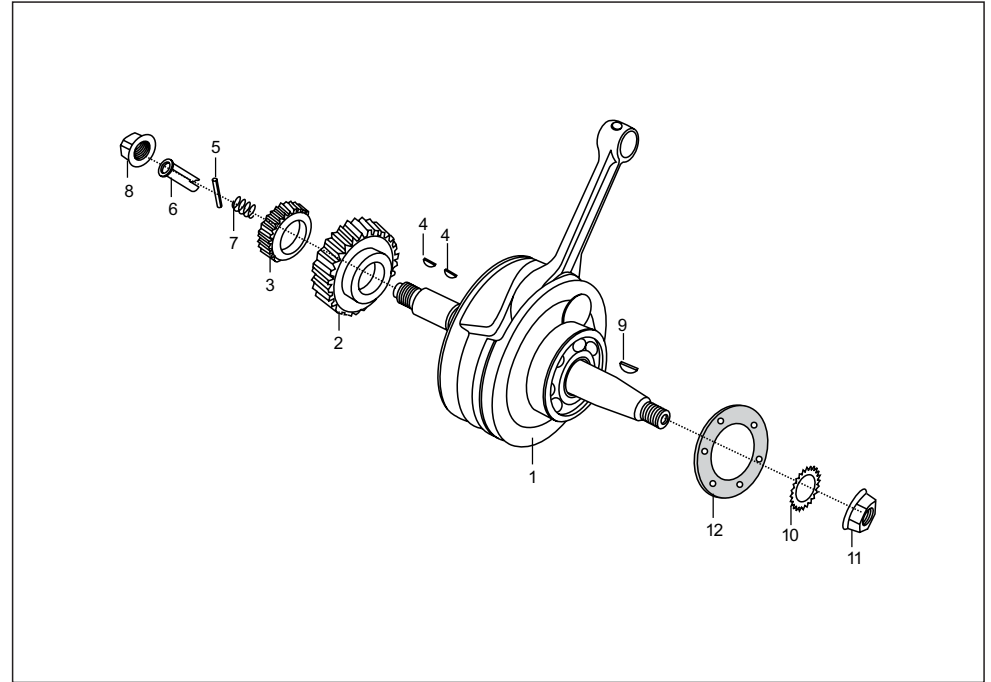
No.	Part No.	Description	Qty/Veh.		Remarks
			CNG	LPG	
1	AN 1011 09	Clutch cover	1	1	
2	AA 1013 96	Spring clip-breather	1	1	
3	39 1000 06	Hollow dowel pin	2	2	
4	AB 1010 84	Breather w/ o pipe	1	1	
5	AB 1010 38	Grommet breather	1	1	
6	AA 1016 67	Dip stick clutch cover	1	1	
7	39 1537 21	'O' ring	1	1	
8	AA 1010 77	Gasket clutch cover	1	1	
9	39 1065 04	Bolt flanged small(40long)	5	5	
10	39 1963 04	Bolt(65 long)	4	4	
11	39 1721 04	Flanged bolt (88 long)	3	3	
12	AA 1013 37	Bracket for clutch cable	1	1	
13	39 1062 04	Bolt flanged small	2	2	
14	AN 1010 83	Breather tube assly	1	1	
15	AA 1014 68	Pipe complete banjo	1	1	



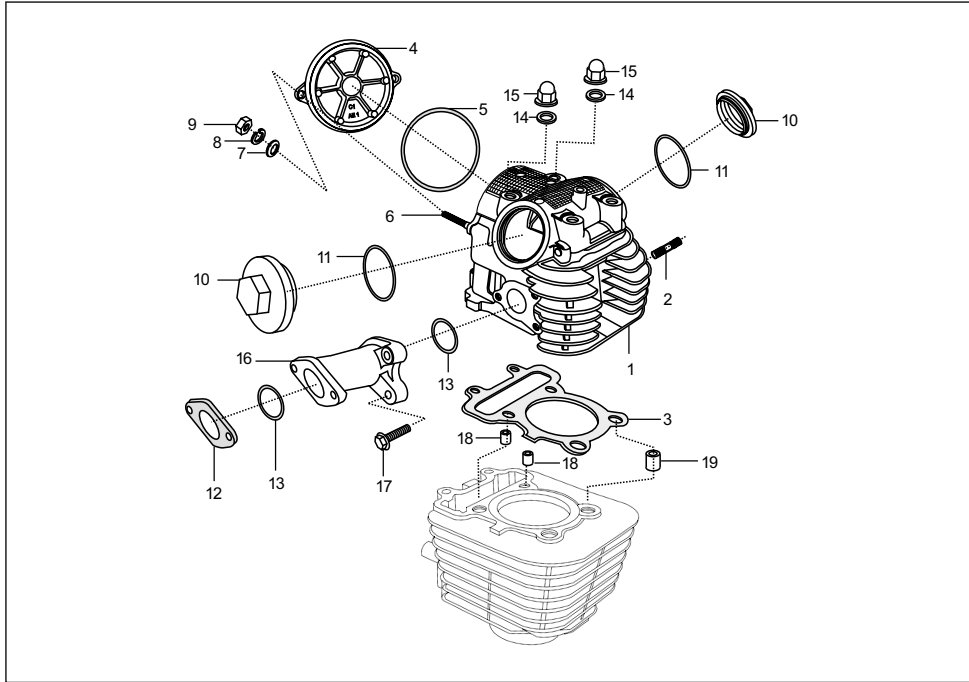
No.	Part No.	Description	Qty/Veh.		Remarks
			CNG	LPG	
16	AA 1014 75	Banjo bolt	1	1	
17	39 1727 11	Gasket	2	2	



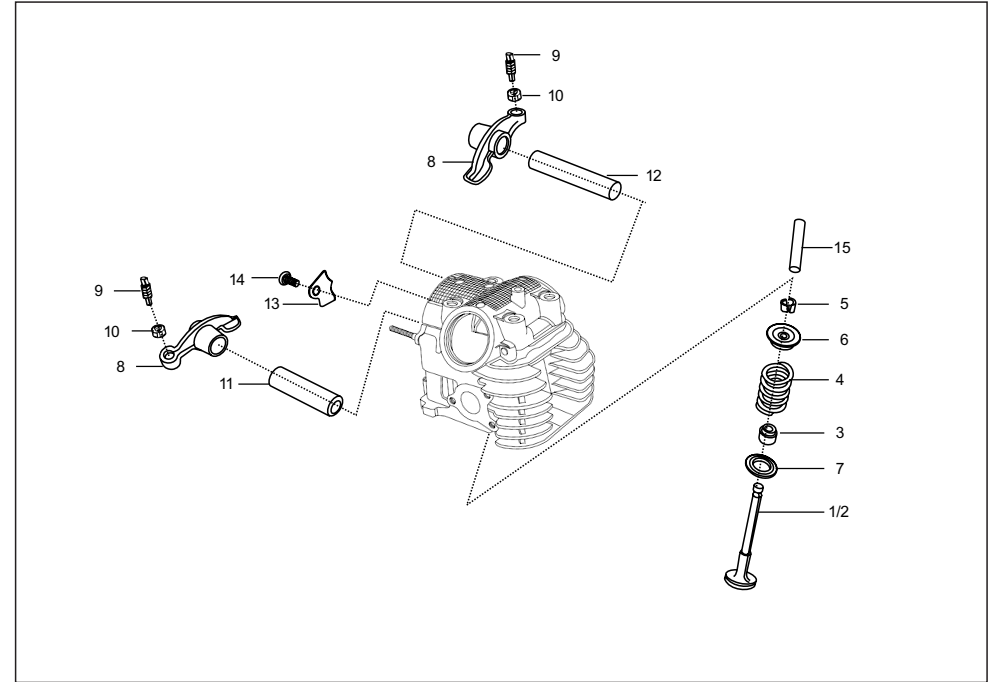
No.	Part No.	Description	Qty/Veh.		Remarks
			CNG	LPG	
1	AN 1011 23	Cylinder block piston assembly	1	1	
2	AN 1010 07	Cylinder block comp.	1	1	
3	39 1543 21	'O' ring	1	1	
4	39 1000 06	Hollow dowel pin	2	2	
5	AN 1012 59	Piston assly (std)	1	1	
6	AN 1011 24	Piston ring set complete	1	1	
7	39 1478 17	Wire circlip	2	2	
8	AN 1010 06	Pin piston	1	1	
9	AA 1010 13	Block gasket	1	1	



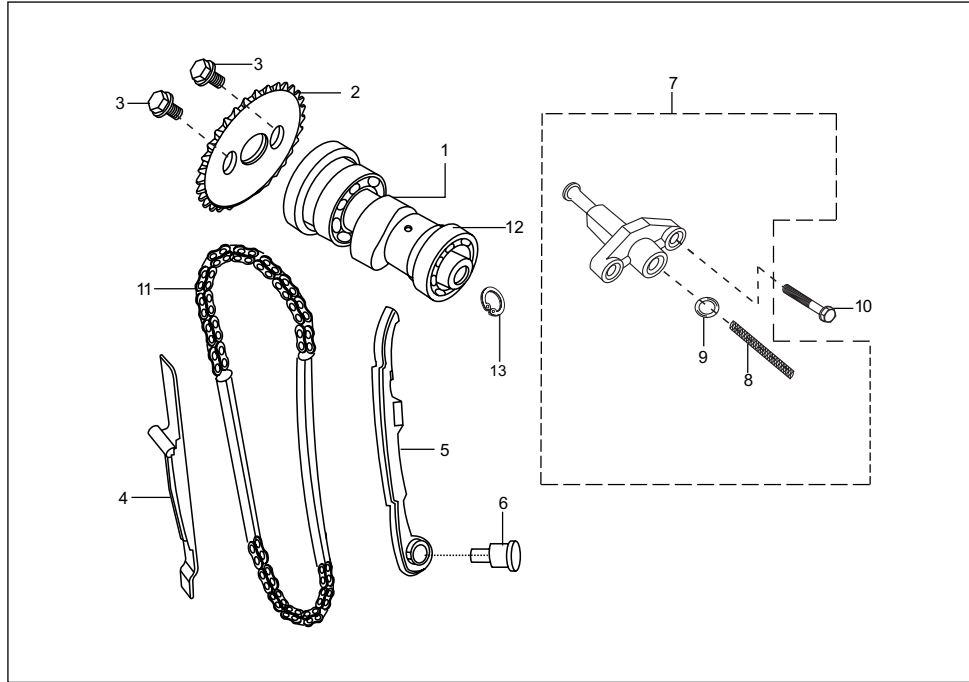
No.	Part No.	Description	Qty/Veh.		Remarks
			CNG	LPG	
1	AN 1010 72	Crank shaft assly	1	1	
2	AA 1015 89	Primary pinion	1	1	
2a	AA 1016 02	Primary pinion	1	1	
3	AA 1014 24	Oil pump drive gear	1	1	For Sintering route
4	31 1011 73	Key woodruff	2	2	
5	39 1927 07	Roller pin	1	1	
6	AA 1011 38	Plunger oil	1	1	
7	AA 1011 39	Spring plunger	1	1	
8	39 1885 15	Nut	1	1	
9	AA 1013 45	Woodruff key	1	1	
10	01 1006 12	Fan disc washer	1	1	
11	39 1053 15	Nut	1	1	
12	28 1011 10	Damper spring	1	1	
13	AA 1014 99	Kit connecting rod	1	1	N.I.



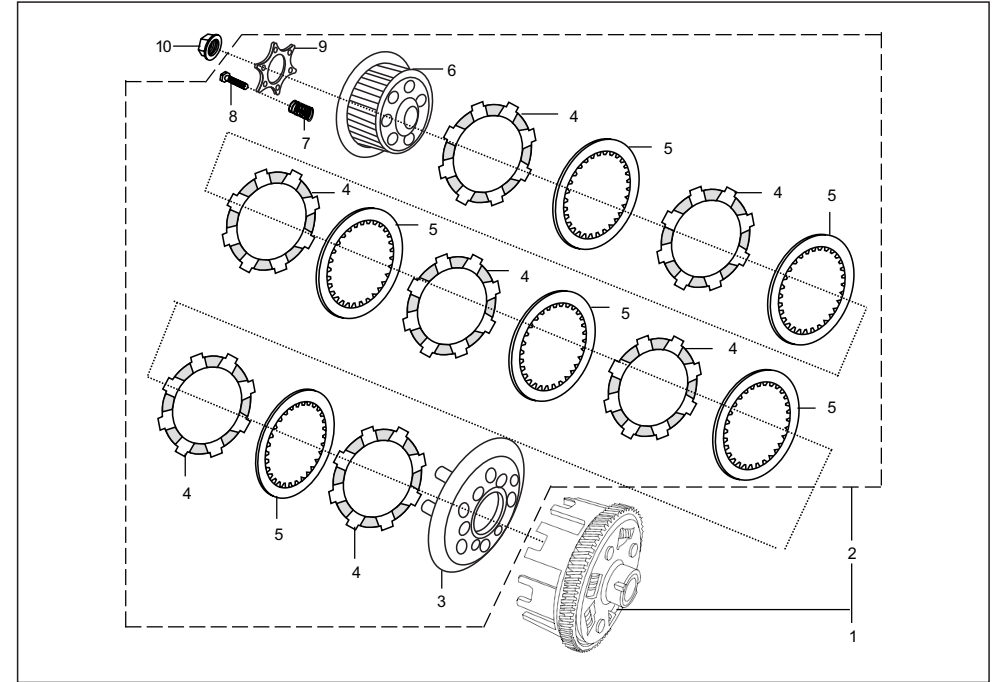
No.	Part No.	Description	Qty/Veh.		Remarks
			CNG	LPG	
1	AN 1010 13	Cylinder head assly	1	1	
2	59 0500 01	Stud	2	2	For Cyl. head / Ext.tube
3	AN 1010 12	Head gasket	1	1	
4	28 1011 19	Cam shaft cover	1	1	
5	39 1264 21	'O' ring	1	1	
6	39 1871 05	Stud	2	2	For camshaft cover
7	39 0219 11	Plain washer	2	2	
8	39 1826 12	Spring washer	2	2	
9	39 0834 15	Hex nut	2	2	
10	13 1010 31	Cap	2	2	
11	LJ A000 03	'O' ring	2	2	
12	AA 1015 94	Insulator	1	1	For carburettor
13	39 1283 21	'O' ring	2	2	
14	DD 1015 21	Plain Washer	4	4	
15	LC F000 01	Domed cap nut	4	4	
16	AA 1015 77	Inlet manifold	1	1	
17	39 1674 04	Flange bolt	3	3	
18	39 1000 06	Hollow dowel	2	2	
19	28 1011 18	Bush (Cylinder head gasket)	1	1	



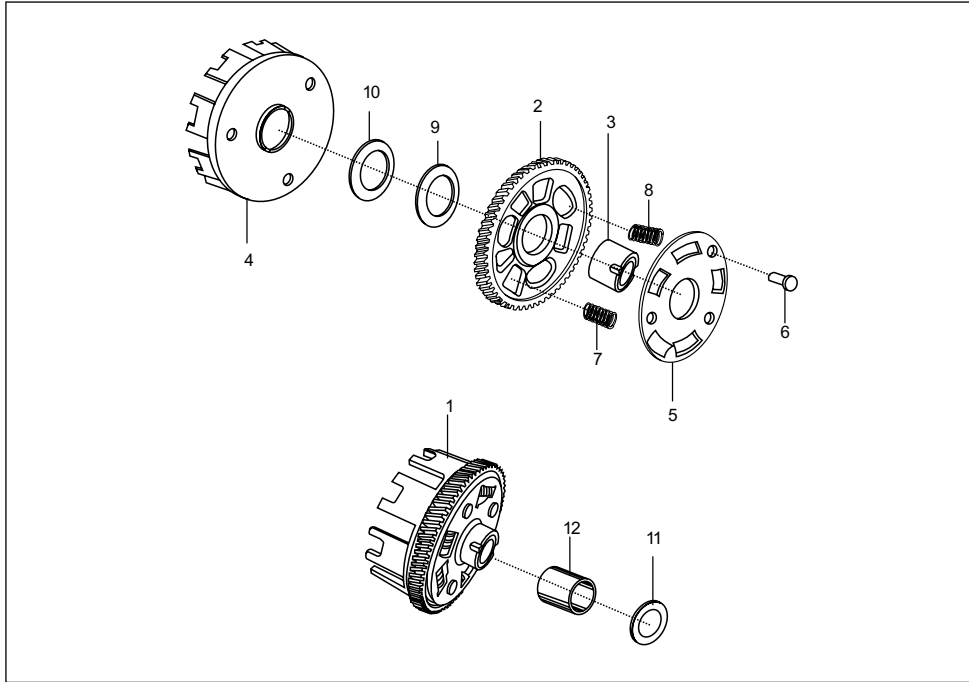
No.	Part No.	Description	Qty/Veh.		Remarks
			CNG	LPG	
1	AN 1010 09	Valve Intake	1	1	
2	AN 1010 10	Valve exhaust	1	1	
3	39 1035 19	Oil Seal	2	2	
4	31 1010 22	Spring engine valve	2	2	
5	31 1010 19	Collet	4	4	
6	31 1010 18	Retainer valve spring	2	2	
7	28 1011 29	Seat spring	2	2	
8	31 1010 20	Rocker arm	2	2	
9	39 1024 01	Screw	2	2	
10	39 0973 15	Nut	2	2	
11	AA 1011 37	Rocker Arm shaft	1	1	For Intake
12	13 1010 24	Rocker Arm shaft	1	1	For exhaust
13	28 1010 57	Stopper	1	1	
14	39 0746 01	Screw pan cross	1	1	
15	28 1011 25	Valve guide	2	2	



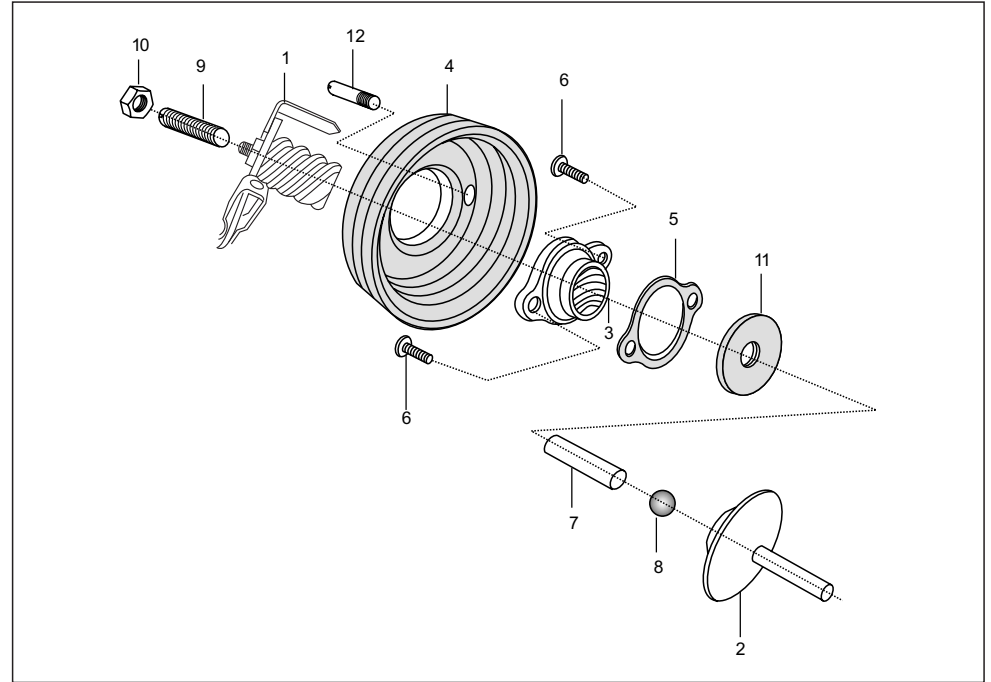
No.	Part No.	Description	Qty/Veh.		Remarks
			CNG	LPG	
1	AA 1015 40	Camshaft assly	1	1	
2	DJ 1010 77	Sprocket camshaft	1	1	
3	39 1062 04	Flange bolt	2	2	
4	AA 1015 65	Guide chain- Non tensioner side	1	1	17.04.2009
5	AA 1015 64	Guide chain- Tensioner side	1	1	17.04.2009
6	AA 1011 35	Pin guide chain	1	1	
7	AA 1016 04	Tensioner assly	1	1	05.03.2010
	AA 1015 16	Tensioner assly	1	1	
8	AN 1310 33	Tension spring	1	1	
9	39 2040 21	'O' ring	1	1	
	AA 1016 22	Tensioner gasket	1	1	05.03.2010
10	39 1674 04	Flange bolt	2	2	
	LA D000 53	Flange bolt	2	2	05.03.2010
11	AA 1015 69	Timing chain	1	1	
12	39 1724 20	Ball bearing	1	1	
13	39 0557 17	Circlip	1	1	



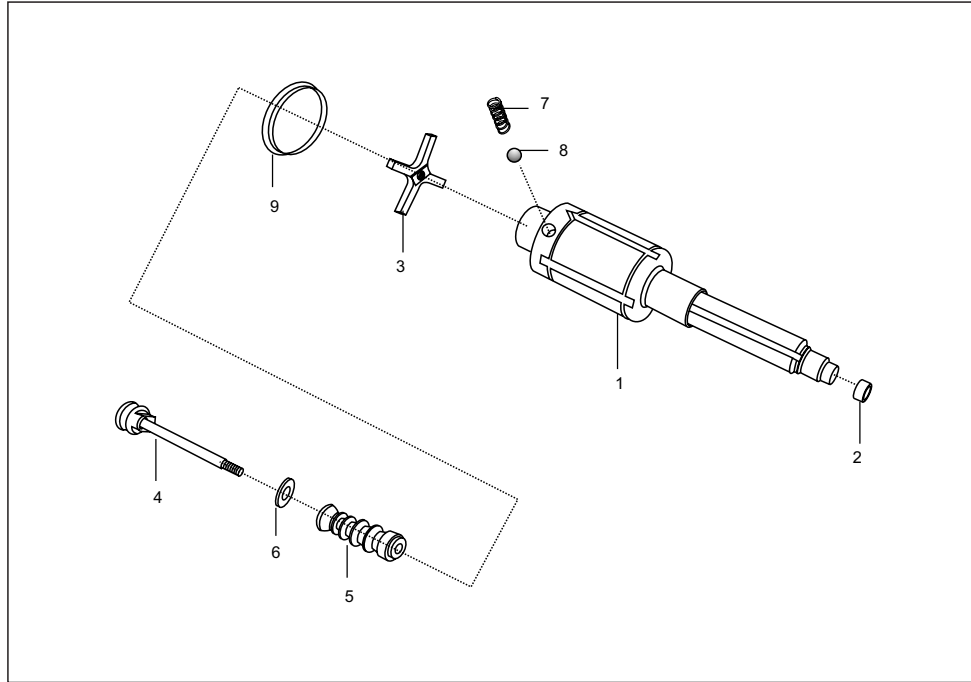
No.	Part No.	Description	Qty/Veh.		Remarks
			CNG	LPG	
1	AA 1015 93	Clutch comp	1	--	
1A	AA 1015 98	Clutch comp	--	1	
2	AA 1014 70	Clutch plate assly	1	1	
3	AA 1014 71	Wheel clutch	1	1	
4	AA 1014 78	Plate friction	7	7	
5	AA 1014 72	Plate clutch	6	6	
6	AA 1014 73	Hub clutch	1	1	
7	AA 1013 64	Spring clutch	6	6	
8	39 0980 04	Hex bolt	6	6	
9	AA 1014 74	Holder clutch	1	1	
10	39 1938 15	Flange Nut	1	1	



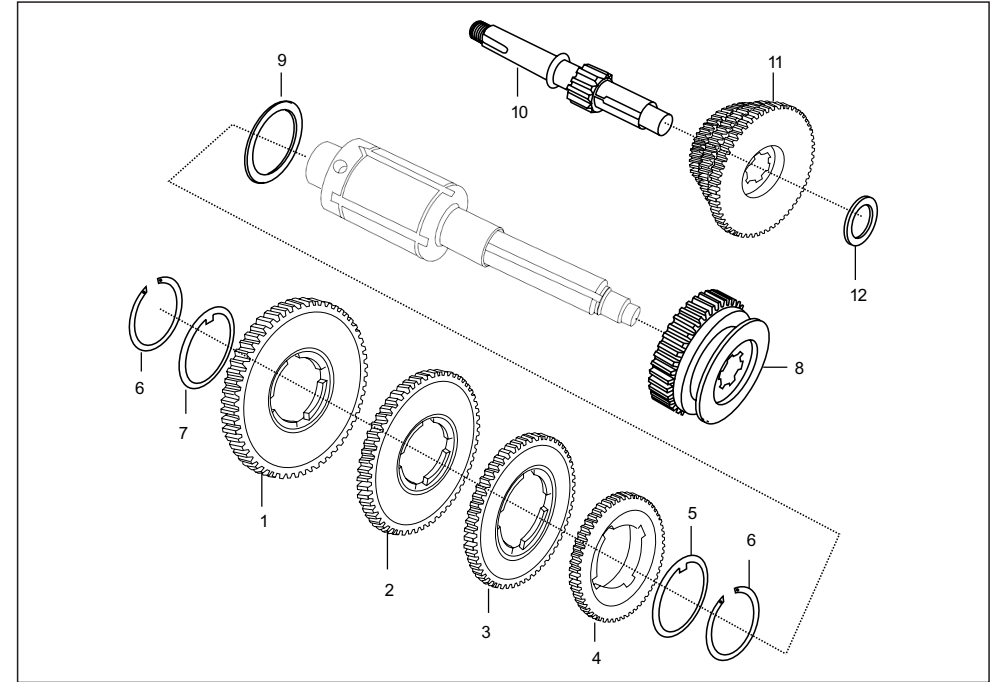
No.	Part No.	Description	Qty/Veh.		Remarks
			CNG	LPG	
1	AA 1015 92	Clutch housing assly	1	-	
1A	AA 1015 99	Clutch housing assly	-	1	
2	AA 1015 90	Gear primary helical	1	--	
2a	AA 1016 01	Gear primary helical	-	1	
3	AA 1010 09	Bush gear primary	1	1	
4	AA 1012 07	Housing clutch	1	1	
5	AA 1011 42	Holder	1	1	
6	39 1033 09	Rivet	3	3	
7	AA 1014 00	Spring damper	3	3	
8	AA 1014 01	Spring damper	2	2	
9	31 1011 41	Spring (Beleville washer)	1	1	
10	39 1057 11	Plain washer	1	1	
11	39 2008 11	Plain washer	1	1	
12	AA 1012 13	Collar			



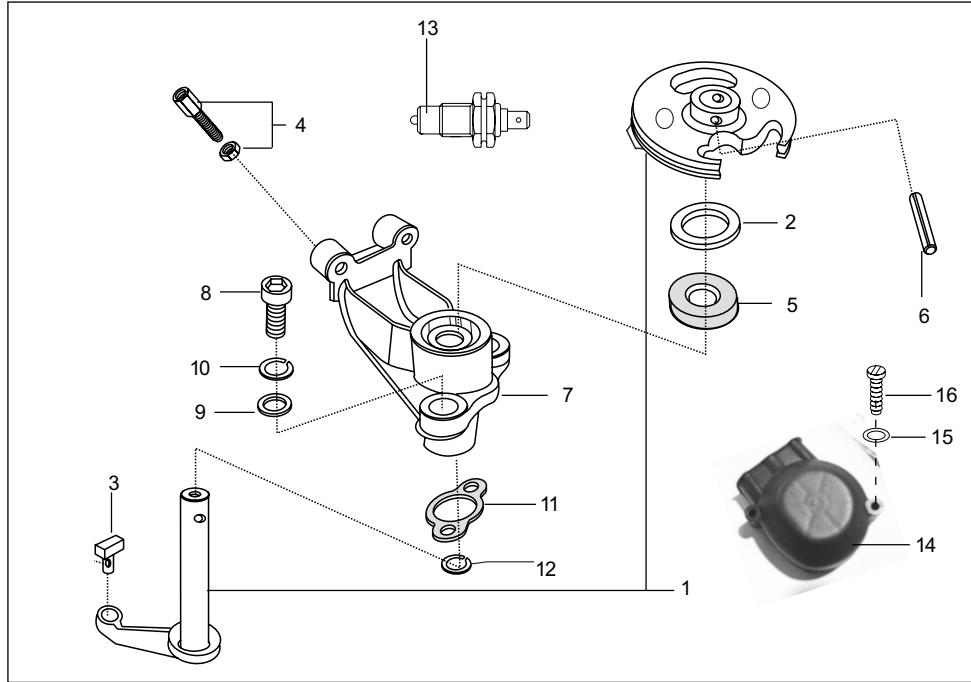
No.	Part No.	Description	Qty/Veh.		Remarks
			CNG	LPG	
1	AA 1014 81	Inner clutch release assly.	1	1	
2	AA 1010 73	Rod push	1	1	
3	AA 1014 79	Release clutch outer	1	1	
4	AA 1014 84	Bellow	1	1	
5	AA 1014 91	Gasket release	1	1	
6	39 2038 04	Hex.socket head bolt	2	2	For mtg. release clutch outer
7	AA 1011 68	Dowel pin (Clutch release)	1	1	
8	30 1011 97	Ball steel	1	1	
9	39 1441 01	Screw set	1	1	
10	39 0292 15	Hex. lock nut	1	1	
11	39 1744 19	Oil seal	1	1	
12	AB 1011 00	Arrestor pin	1	1	



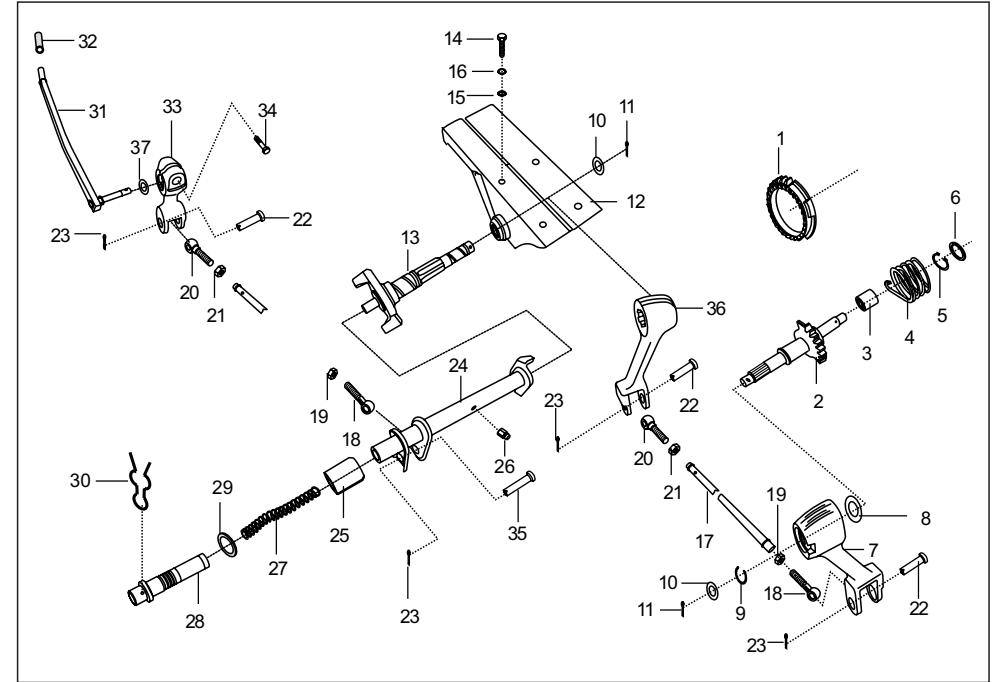
No.	Part No.	Description	Qty/Veh.		Remarks
			CNG	LPG	
1	AA 1015 67	Main shaft	1	1	
2	AA 1012 95	Drive bush	1	1	
3	AB 1010 67	Cross	1	1	
4	AA 1010 54	Guide stem	1	1	
5	AA 1011 08	Gear selector	1	1	
6	39 0213 11	Plain washer	1	1	
7	28 1010 38	Spring	2	2	
8	01 1801 23	Steel ball	2	2	
9	AA 1010 61	Cup gear shifter	1	1	



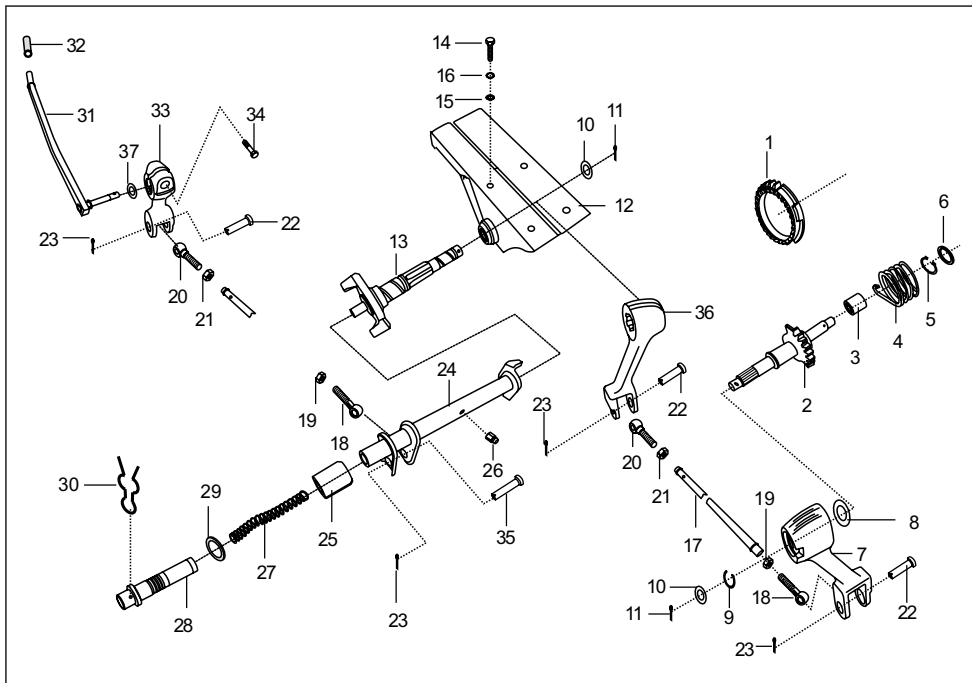
No.	Part No.	Description	Qty/Veh.		Remarks
			CNG	LPG	
1	AA 1010 50	1st speed gear	1	1	
2	AA 1010 51	2nd speed gear	1	1	
3	AA 1010 52	3rd speed gear	1	1	
4	AA 1010 53	4th speed gear	1	1	
5	15 1011 71	Spacer ring	1	1	
6	21 1007 11	Circlip	2	2	
7	01 1007 11	Shoulder ring No. 1	1	1	Selective
	01 1007 12	Shoulder ring No. 2	1	1	
	01 1007 13	Shoulder ring No. 3	1	1	
	01 1007 14	Shoulder ring No. 4	1	1	
8	AA 1015 55	Reverse control gear	1	1	
9	AA 1010 55	Thrust washer	1	1	
10	AA 1013 92	Multiple gear shaft	1	1	
11	AA 1015 88	Multiple gear	1	1	
12	AA 1011 56	Thrust washer (M.G.Shaft)	1	1	



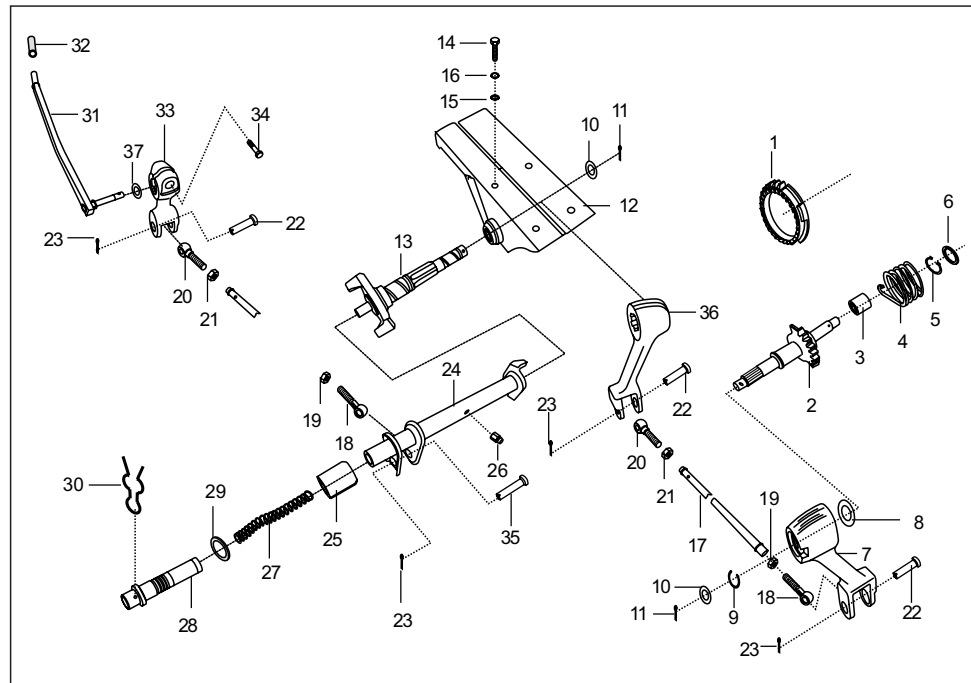
No.	Part No.	Description	Qty/Veh.		Remarks
			CNG	LPG	
1	AA 1012 61	Sector with lever	1	1	
2	39 0550 11	Plain washer*	1	1	
3	BA 1321 41	Slider block	1	1	
4	05 1010 83	Adjuster with nut*	2	2	
5	39 1046 19	Seal oil	1	1	
6	39 0426 06	Spring type straight pin	1	1	
7	AA 1012 60	Flange (Gear shifter)	1	1	
8	39 1197 04	Bolt socket	2	2	
9	39 0219 11	Plain washer	2	2	
10	39 1826 12	Spring washer	2	2	
11	AA 1010 84	Gasket sector flange	1	1	
12	39 0804 11	Plain washer	2	2	
13	AP 1110 23	Switch neutral	1	1	
14	AA 1012 58	Cover (Gear shifter)	1	1	
15	39 0197 11	Plain washer	2	2	
16	39 0758 01	Screw pan cross	2	2	



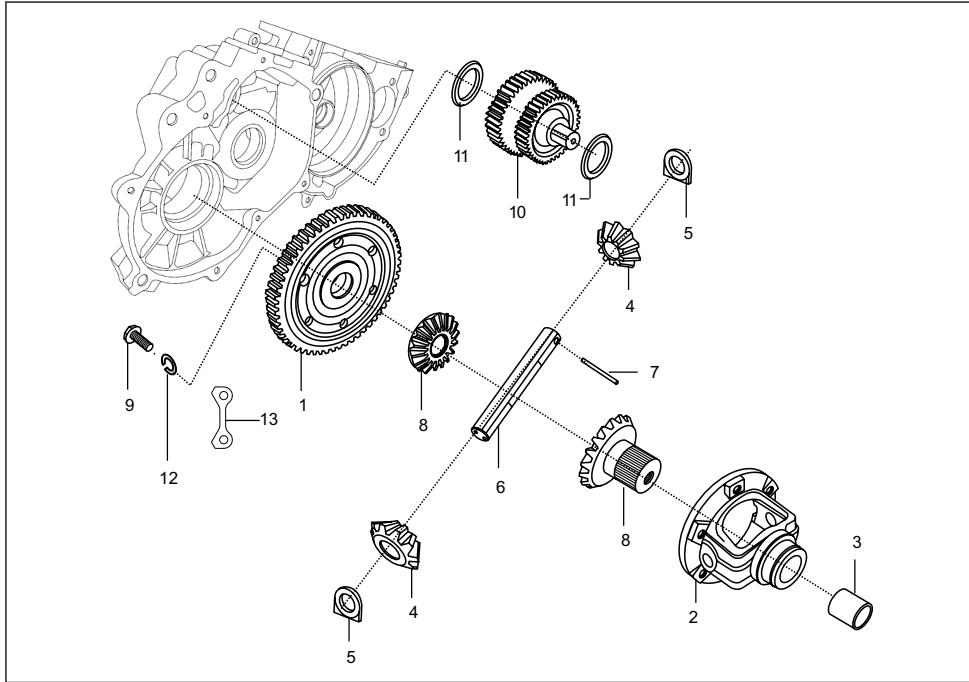
No.	Part No.	Description	Qty/Veh.		Remarks
			CNG	LPG	
1	AA 1011 22	Starter gear	1	1	
2	AA 1012 86	Sector gear assly.	1	1	
3	AA 1012 15	Guide spring	1	1	
4	AA 1012 09	Torsional spring	1	1	
5	30 1010 53	Circlip	1	1	
6	AA 1011 56	Thrust washer	1	1	
7	AA 1012 88	Lever engine side (H. S.)	1	1	
8	39 1582 11	Plain washer	1	1	
9	39 2176 17	Wire circlip	1	1	
10	39 0240 11	Plain washer	2	2	
11	39 0799 08	Pin cotter	2	2	
12	AA 1012 97	Support assly.comp. (H.S.)	1	1	
13	AA 1012 89	Spindle assly.	1	1	
14	39 0435 01	Screw hex.head	4	4	
15	39 0200 11	Plain washer	4	4	



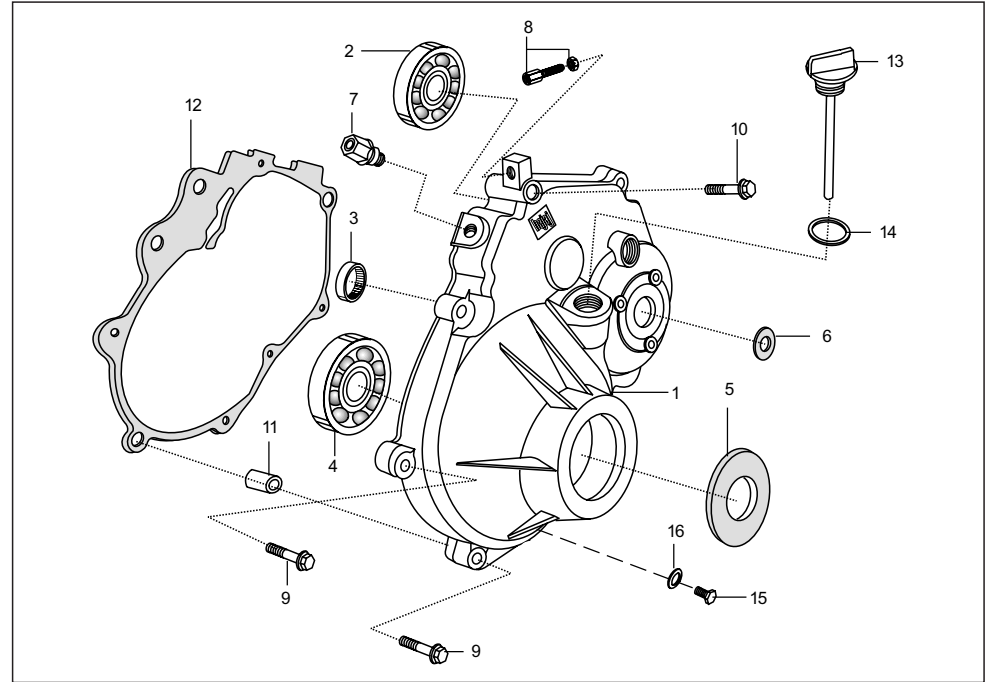
No.	Part No.	Description	Qty/Veh.		Remarks
			CNG	LPG	
16	39 1828 12	Spring washer	4	4	
17	AA 1015 71	Connecting tube - I	1	1	
18	24 1011 21	Eye bolt / bush assly. LH	2	2	
19	24 1014 19	Hex.nut LH thread	2	2	
20	24 1016 16	Connector	1	1	
21	39 0296 15	Hex. nut	2	2	
22	24 1014 22	Pin	3	3	
23	39 0146 08	Split pin	4	4	
24	AA 1012 91	Starting tube assly.	1	1	
25	22 1014 23	Plug	1	1	
26	23 1613 05	Grease nipple	1	1	
27	21 1014 27	Spring	1	1	
28	AA 1012 77	Pin for lever support	1	1	
29	03 1801 16	'O' ring	1	1	
30	21 1014 29	Spring clip	1	1	



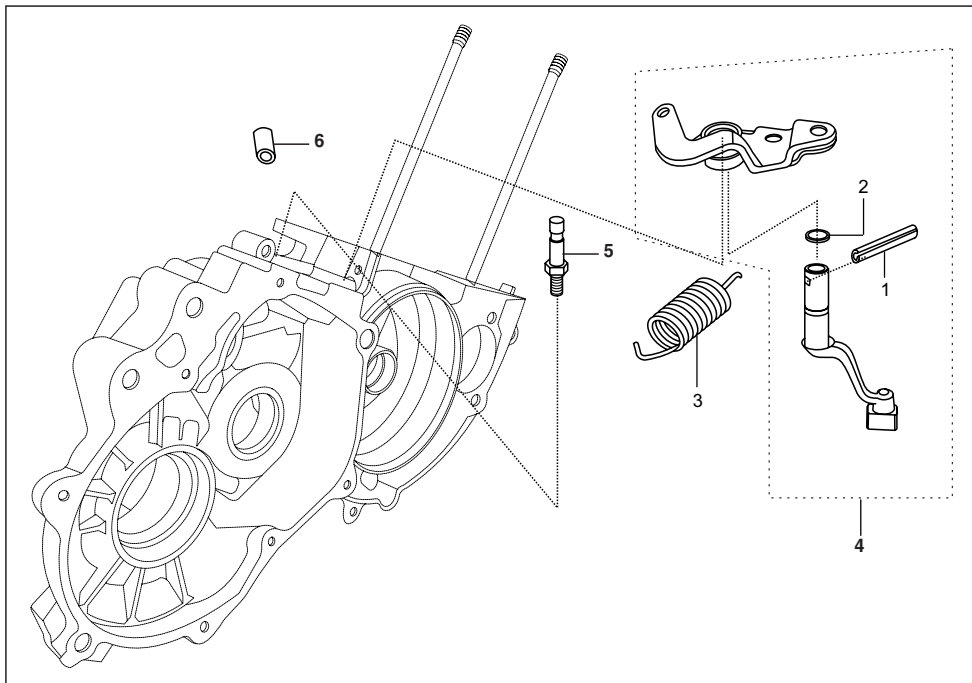
No.	Part No.	Description	Qty/Veh.		Remarks
			CNG	LPG	
31	24 1011 77	Starting handle/pin	1	1	
32	22 1011 15	Starting handle grip	1	1	
33	AA 1013 29	Lever driver side	1	1	
34	39 1389 04	'D' bolt	1	1	
35	24 1014 21	Pin	1	1	
36	AA 1013 30	Lever	1	1	
37	24 1014 14	Washer	1	1	
38	24 1613 19	Cap eye bolt Connecting tube	1	1	N.I.
39	24 1015 72	Nylon bush	1	1	N.I.



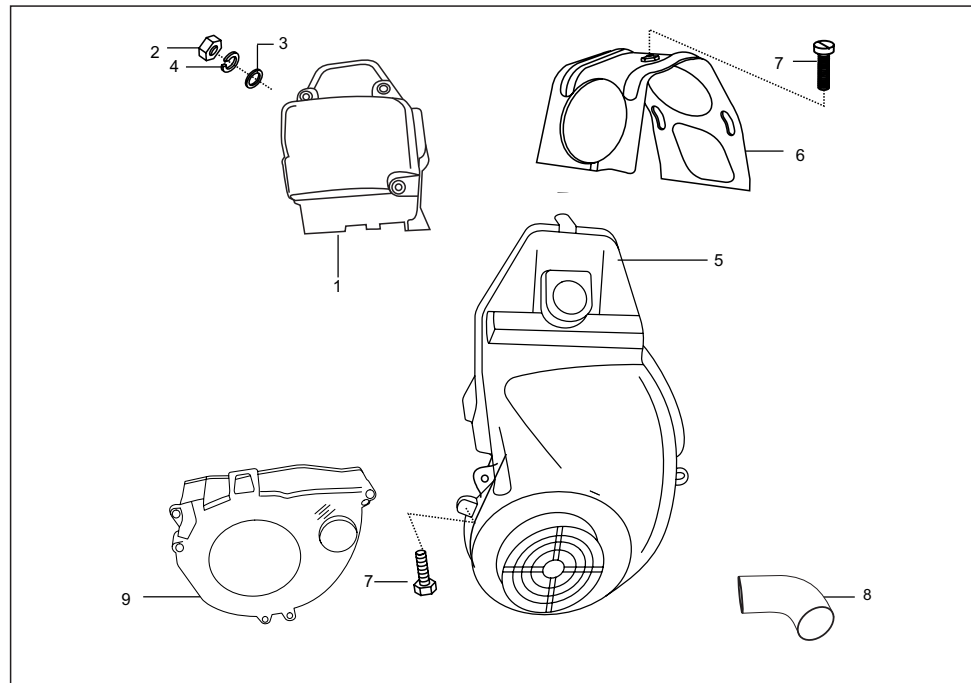
No.	Part No.	Description	Qty/Veh.		Remarks
			CNG	LPG	
1	AZ 5516 01	Assembly differential gear	1	--	
1	AA 1310 02	Differential gear	1	1	
2	AA 1310 33	Satellite gear Hsg. assly	1	1	
3	24 1301 11	Bush bevel gear housing	1	1	
4	22 1310 18	Satellite gear	2	2	
5	22 1310 14	Spacer	2	2	
6	24 1310 32	Bevel gear pin	1	1	
7	24 1301 13	Pin	1	1	
8	24 1310 69	Bevel gear Sat gear hsg. side	1	1	
	24 1310 70	Bevel gear Diff. gear side	1	1	
9	39 0435 01	Screw hexagon head	6	6	
10	AA 1010 57	Idler gear	1	1	
11	AA 1010 58	Thrust washer (Idler gear)	2	2	
12	39 0265 12	Spring washer	6	6	
13	22 1703 45	Lock plate	3	3	



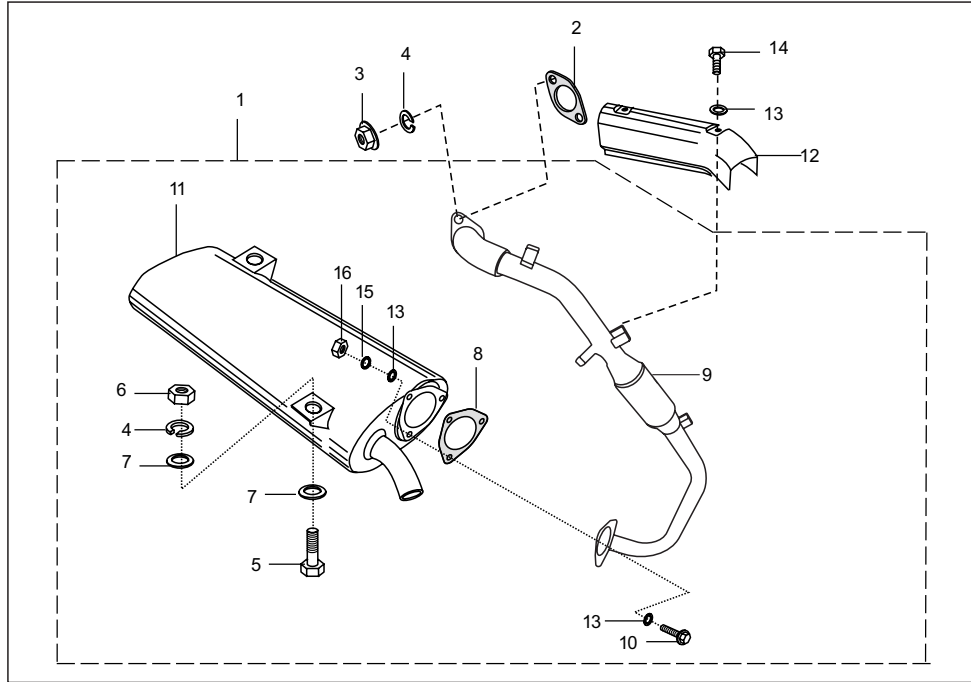
No.	Part No.	Description	Qty/Veh.		Remarks
			CNG	LPG	
1	22 1703 45	Differential cover	1	1	
2	30 1510 39	Bearing ball	1	1	
3	39 1435 20	Needle roller bearing	1	1	
4	24 1301 05	Ball bearing	1	1	
5	39 1870 19	Oil seal	1	1	
6	39 1869 19	Oil seal	1	1	
7	05 1010 51	Breather assly	1	1	
8	05 1510 12	Adjuster with nut	1	1	
9	LA D000 35	Bolt flanged	7	7	
10	LA J000 01	Bolt flanged	1	1	
11	39 1000 06	Hollow dowel pin	2	2	
12	AA 1310 49	Gasket - Differential cover	1	1	
13	AA 1310 17	Dipstick - Differential	1	1	
14	39 1537 21	'O' ring	1	1	
15	28 1011 41	Oil plug	1	1	
16	39 1796 11	Washer oil plug	1	1	



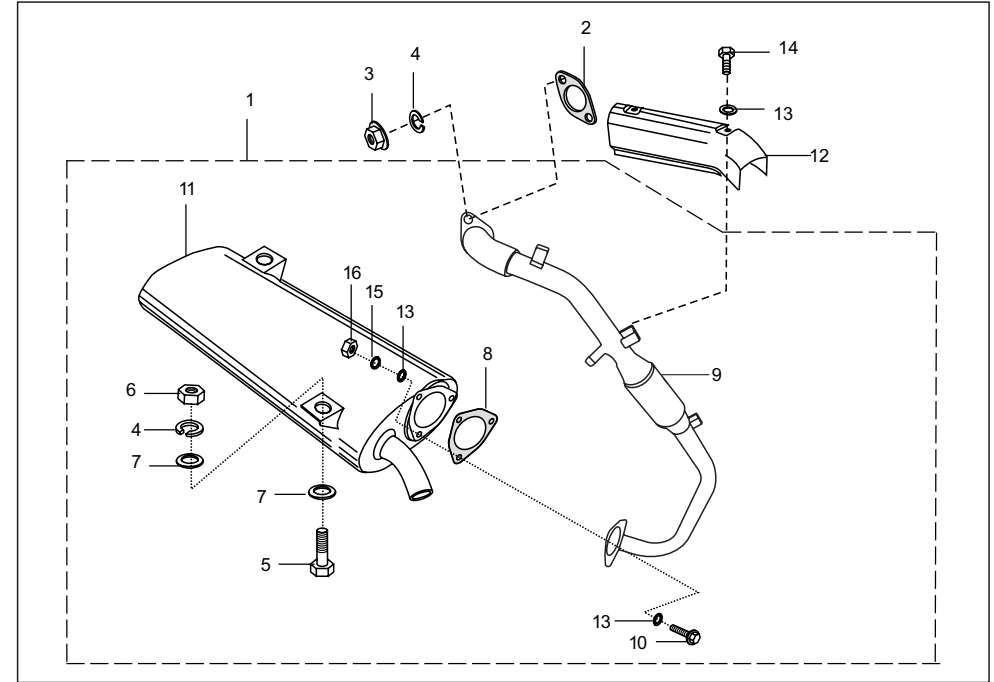
No.	Part No.	Description	Qty/Veh.		Remarks
			CNG	LPG	
1	39 0426 06	Spring type straight pin	1	1	
2	AN 1310 39	Seal rubber	1	1	
3	AN 1310 33	Tension spring	1	1	
4	AA 1310 63	Sect. Comp. Rev. Control	1	1	
5	AA 1012 12	Pin for tension spring	1	1	
6	AA 1015 70	Bush sintered	1	1	



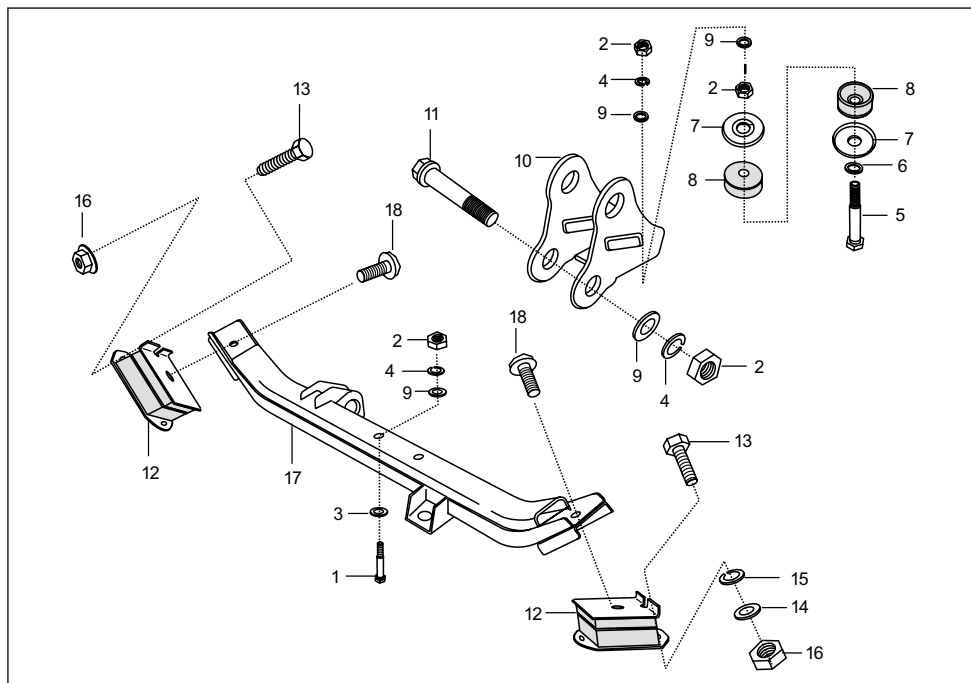
No.	Part No.	Description	Qty/Veh.		Remarks
			CNG	LPG	
1	AA 1011 50	Cowling clutch side	1	1	
2	39 0834 15	Hex. nut	2	2	
3	39 0219 11	Plain washer	2	2	
4	39 1826 12	Spring washer	2	2	
5	AA 1013 85	Fan cover complete	1	1	
6	AF 1010 18	Central cover	1	-	
	AM 1010 11	Central cover	-	1	
7	39 0747 01	Bolt	7	7	
8	AA 1013 22	Elbow for fan cover	1	1	
9	AA 1015 12	Internal cowling comp.	1	1	



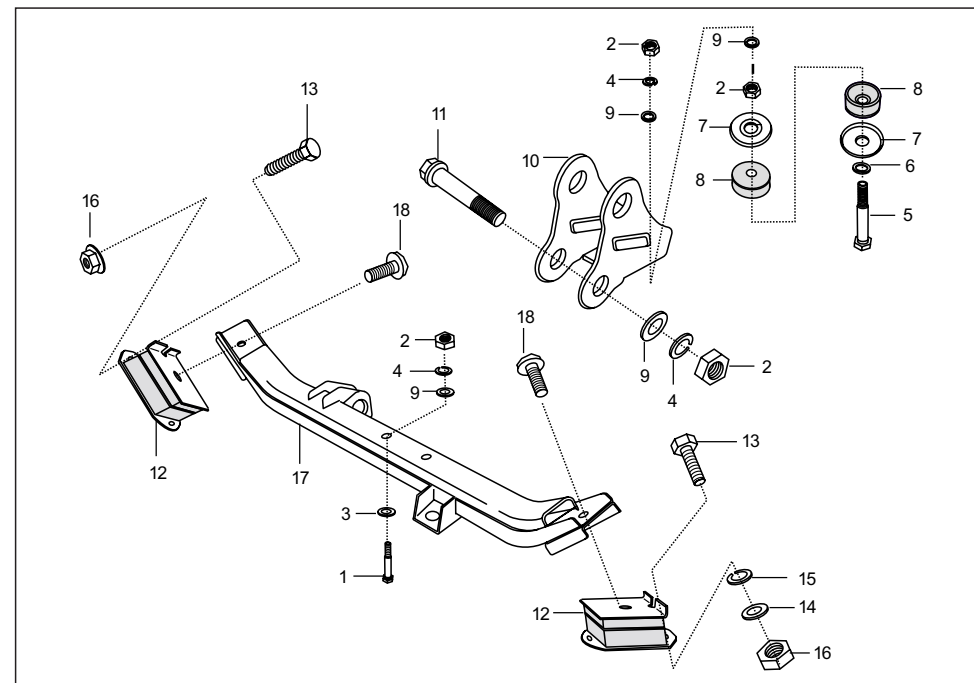
No.	Part No.	Description	Qty/Veh.		Remarks
			CNG	LPG	
1	AZ 5910 00	Silencer assly. comp	1	1	
2	13 1011 65	Gasket	1	1	
3	39 0798 15	Nut flanged	2	2	
4	39 1829 12	Spring washer	2	2	
5	39 2707 04	Hexagon head bolt	1	1	
6	39 0312 15	Hex. nut	2	2	
7	39 0201 11	Plain washer	4	4	
8	AA 1012 83	Gasket	2	2	
9	AZ 5910 01	Exhaust tube assly.	1	1	
10	39 1552 04	Flanged bolt	3	3	



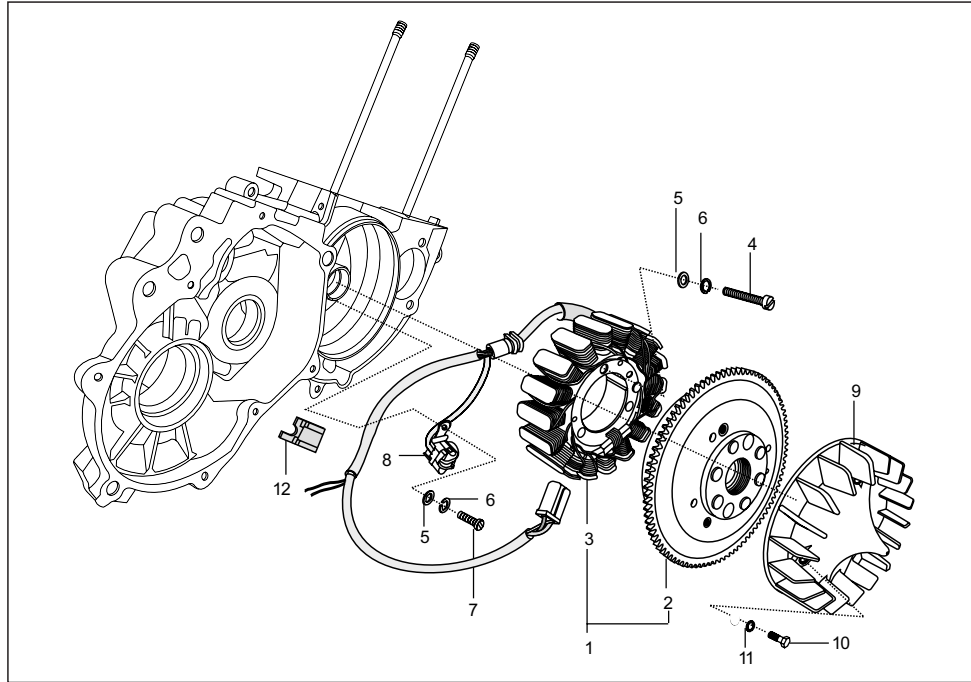
No.	Part No.	Description	Qty/Veh.		Remarks
			CNG	LPG	
11	AZ 5910 03	Muffler assly. comp.	1	1	
12	AA 1015 85	Silencer shield comp.	1	1	
13	39 0711 11	Plain washer	8	8	
14	39 0897 04	Bolt	2	2	
15	39 1826 12	Spring washer	3	3	
16	39 0834 15	Hex.nut	3	3	



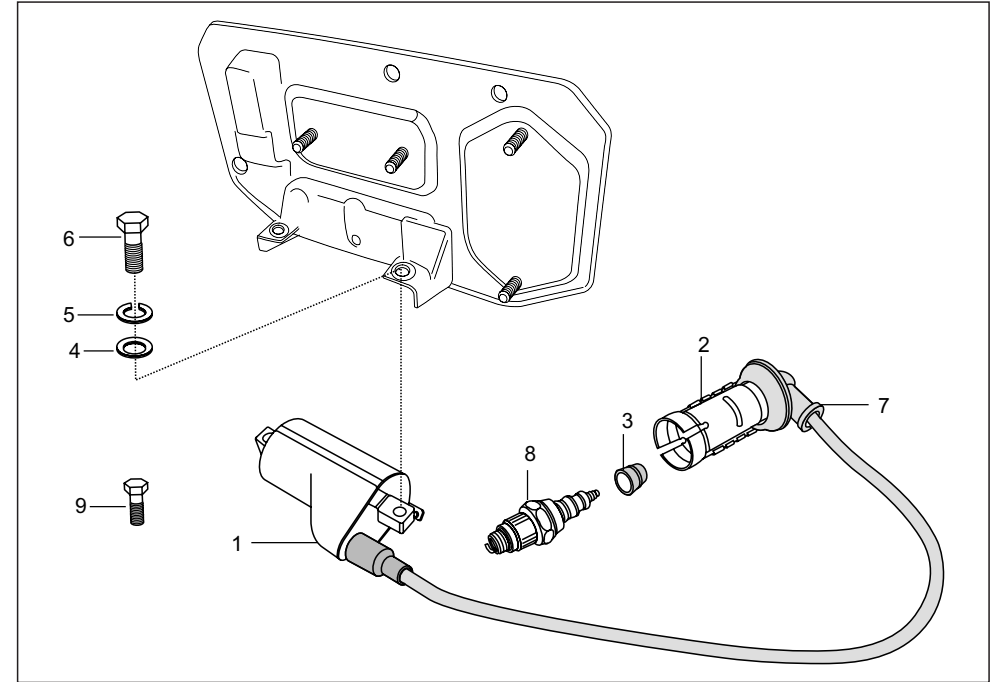
No.	Part No.	Description	Qty/Veh.		Remarks
			CNG	LPG	
1	39 2393 04	Hexagon bolt	2	2	
2	39 0296 15	Hex nut	6	6	
3	39 0201 11	Plain wahser	2	2	
4	39 1829 12	Spring washer	2	2	
5	24 1610 03	Hex bolt	1	1	
6	39 0251 11	Plain washer	1	1	
7	21 1604 17	Reinforcement plate	2	2	
8	24 1609 24	Rubber plug	2	2	
9	39 0248 11	Plain washer	6	6	
10	AA 1011 94	Bracket front mounting	1	1	
11	39 0083 04	Bolt	2	2	
12	BA 1021 60	Rubber isolator (GB)	2	2	
13	39 1079 01	Hex screw	4	4	For rubber isolator
14	39 0198 11	Plain Washer	4	4	
15	39 0263 12	Spring washer	4	4	



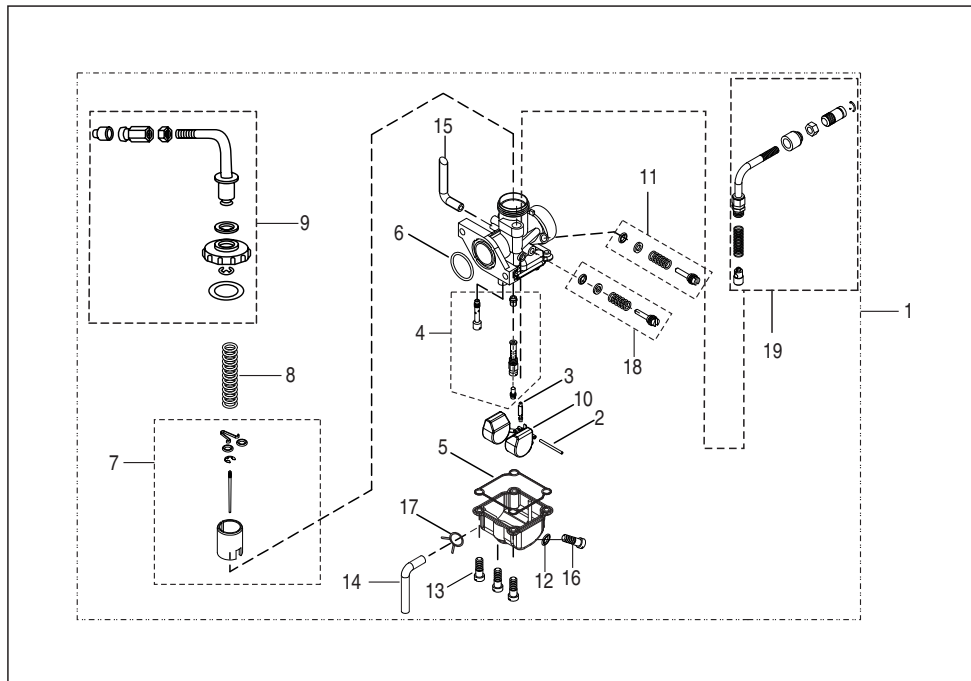
No.	Part No.	Description	Qty/Veh.		Remarks
			CNG	LPG	
16	39 0834 15	Flange nut	4	4	For rubber isolator
17	AZ 1134 00	Engine mounting member rear	1	1	
18	39 1558 04	Flange Bolt	2	2	For engine mtg. member



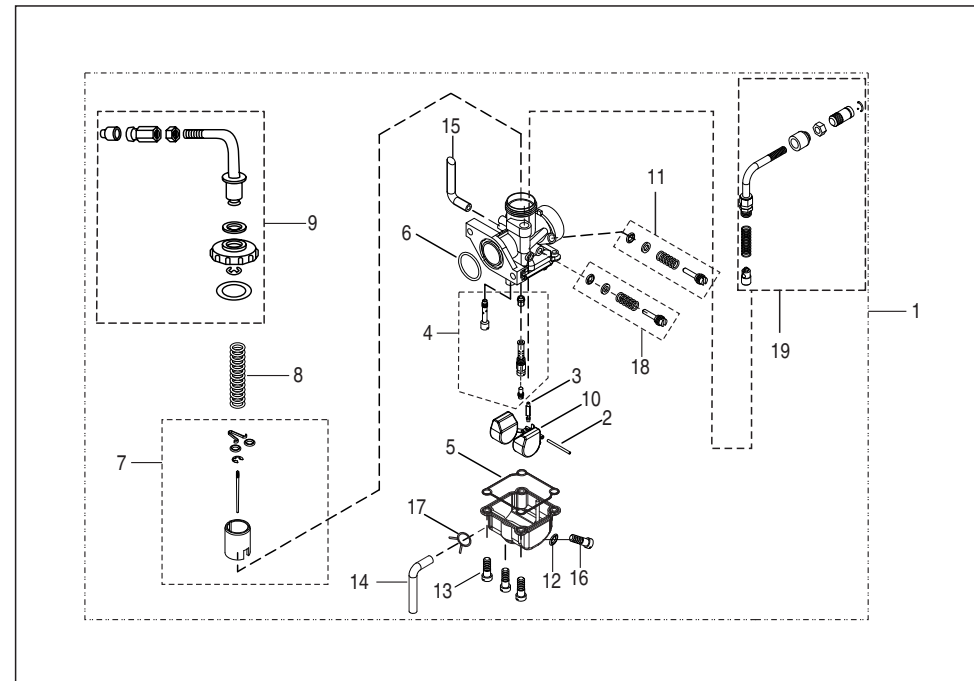
No.	Part No.	Description	Qty/Veh.		Remarks
			CNG	LPG	
1	AZ 3510 00	Magneto assly	1	1	
2	AZ 3510 01	Rotor assly	1	1	
3	AZ 3510 02	Stator assly	1	1	
4	01 1103 67	Screw	3	3	Stator Mounting
5	39 0197 11	Plain wahser	5	5	Stator plate & pulser coil mtg.
6	39 0262 12	Spring washer	5	1	Stator plate & pulser coil mtg.
7	39 0761 01	Screw pan cross	2	2	Pulser coil mounting.
8	AA 1110 52	Pulser coil assly.	1	1	
9	AA 1013 84	Fan	1	1	
10	39 1075 04	Bolt Flange small	3	3	
11	39 1826 12	Spring washer	3	3	
12	AA 1012 20	Grommet for pickup	1	1	



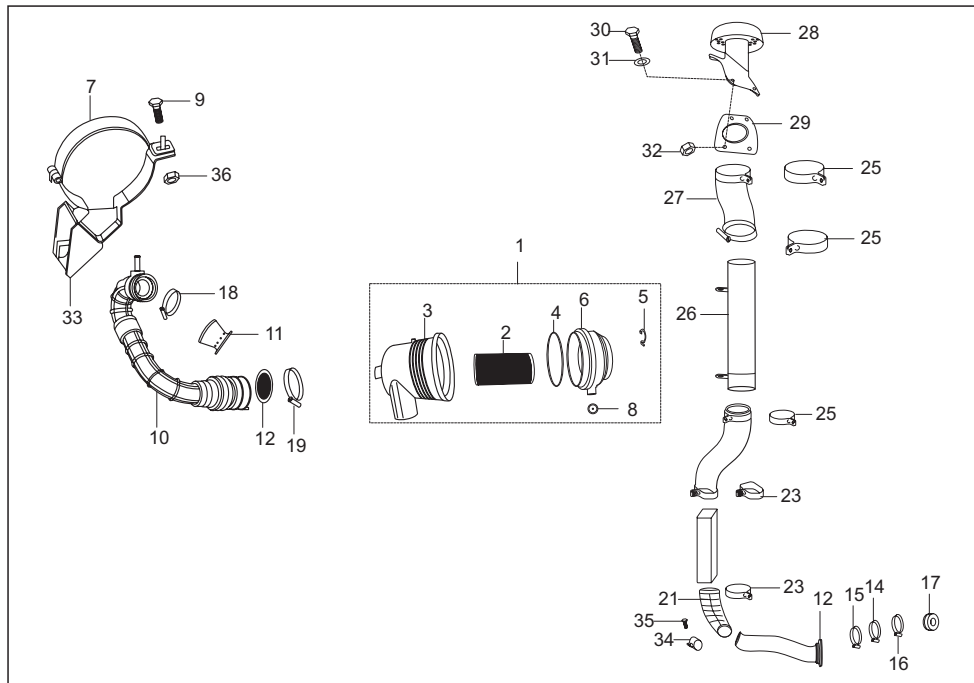
No.	Part No.	Description	Qty/Veh.		Remarks
			CNG	LPG	
1	AZ 3512 02	Coil ht with cable	1	1	
2	AA 1110 74	Spark plug cap	1	1	with 1k resistive
3	AA 1110 76	Grommet spark plug cap	1	1	
4	39 0197 11	Plain washer	1	1	
5	39 0262 12	Spring washer	1	1	
6	01 1605 09	Bolt	2	2	
7	AA 1110 77	Cap (H.T.Cable)	1	1	
8	AA 1110 58	Spark plug	1	1	
9	39 0897 04	Bolt hex head	1	1	For H.T.Coil earthing



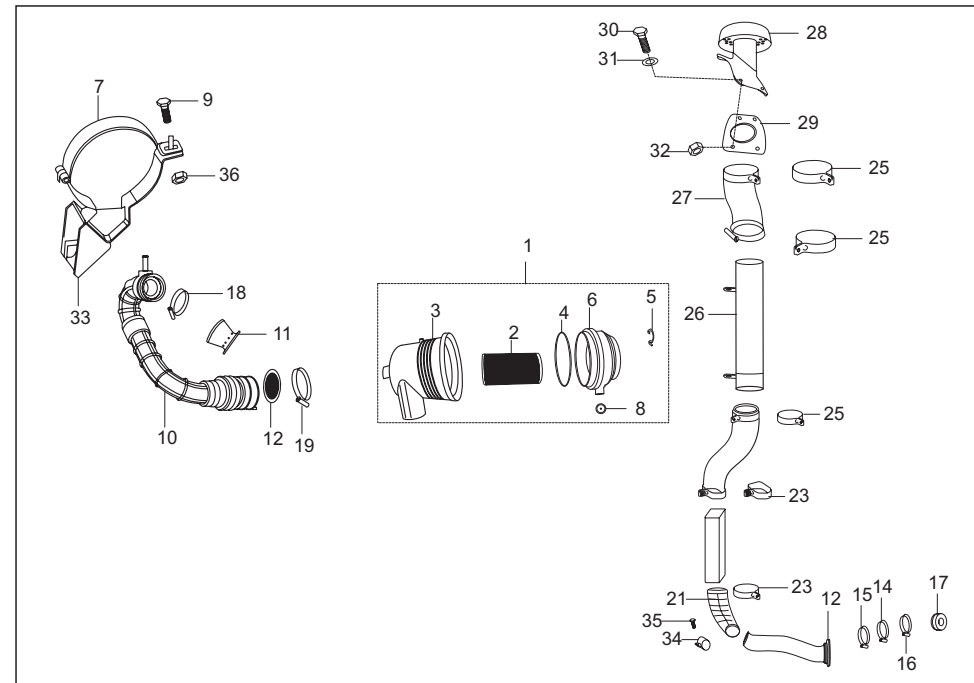
No.	Part No.	Description	Qty/Veh.		Remarks
			CNG	LPG	
1	AZ 5812 01	Carburetor comp.	--	1	Flange type
1a	AZ 5812 02	Carburetor comp.	1	-	
2	24 1210 69	Pin float	1	1	
3	JA 5812 21	Needle valve assly.	1	1	
4	XX XXXX XX	Jet kit	1	1	This kit include main jet, needle jet, pilot jet and jet holder
5	XX XXXX XX	Seal	1	1	
6	24 1210 62	'O' ring Kit	1	1	
7	XX XXXX XX	Piston valve assly. Kit	1	1	
8	XX XXXX XX	Spring throttle valve	1	1	
9	XX XXXX XX	Mixing Cap assly. kit	1	1	
10	AF 1214 45	Float	1	1	



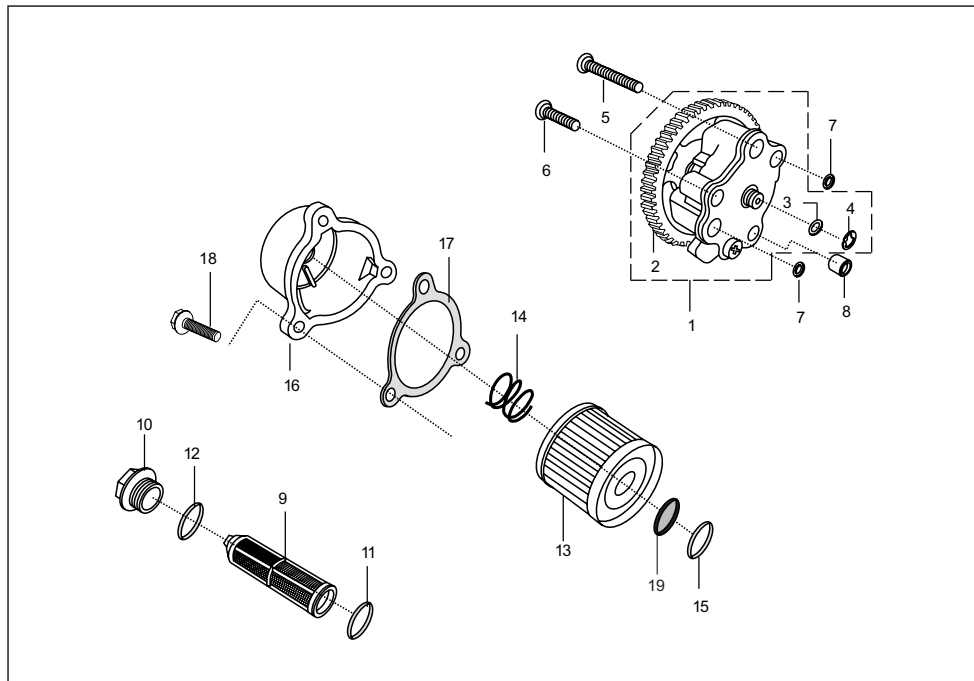
No.	Part No.	Description	Qty/Veh.		Remarks
			CNG	LPG	
11	AF 1214 59	Idling adjuster kit	1	1	
12	XX XXXX XX	'O' ring	1	1	
13	CB 1210 46	Screw	3	3	
14	DZ 1210 48	Hose Drain	1	1	
15	AA 1211 37	Vent Hose	1	1	
16	JA 5813 14	Drain Screw	1	1	
17	XX XXXX XX	Clip hose	1	1	
18	JA 5812 36	Air screw kit	1	1	
19	29 1210 81	Plunger assly kit	1	1	
20	AZ 5812 02	Jet needle	1	1	Flange type



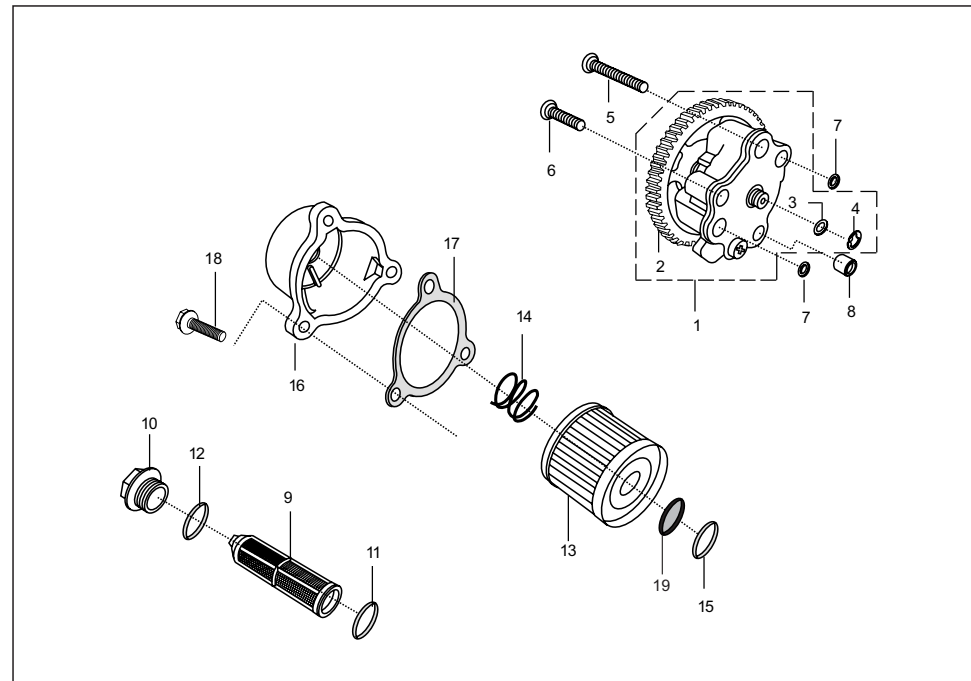
No.	Part No.	Description	Qty/Veh.		Remarks
			CNG	LPG	
1	AA 1211 26	Air filter assly	1	1	
2	AL 1210 62	Element air filter	1	1	
3	AL 1210 71	Housing air filter	1	1	
4	AL 1210 68	Seal ring flat	1	1	
5	AL 1210 69	Clamp flat	1	1	
6	AL 1210 70	Cover air filter	1	1	
7	AL 1210 69	Clamp flat	1	1	
8	39 2383 15	Nut flanged	1	1	
9	BB 1210 29	Flap air intake	1	1	
10	AZ 5810 16	Assly. integral duct comp.	1	1	
11	AM 1210 77	Mixer tube (NYLON).	1	--	
11a	AZ 5810 15	Mixture tube	--	1	
12	AZ 5810 09	Arrester back fire	1	1	
13	AZ 5810 17	Duct A/F inlet complete	1	1	
14	DG 1012 63	Clamp	1	1	
15	31 1210 41	Clamp	1	1	
16	AA 1210 71	Clamp	1	1	
17	AF 1214 24	Controller	1	1	
18	BA 1220 62	Clamp	1	1	



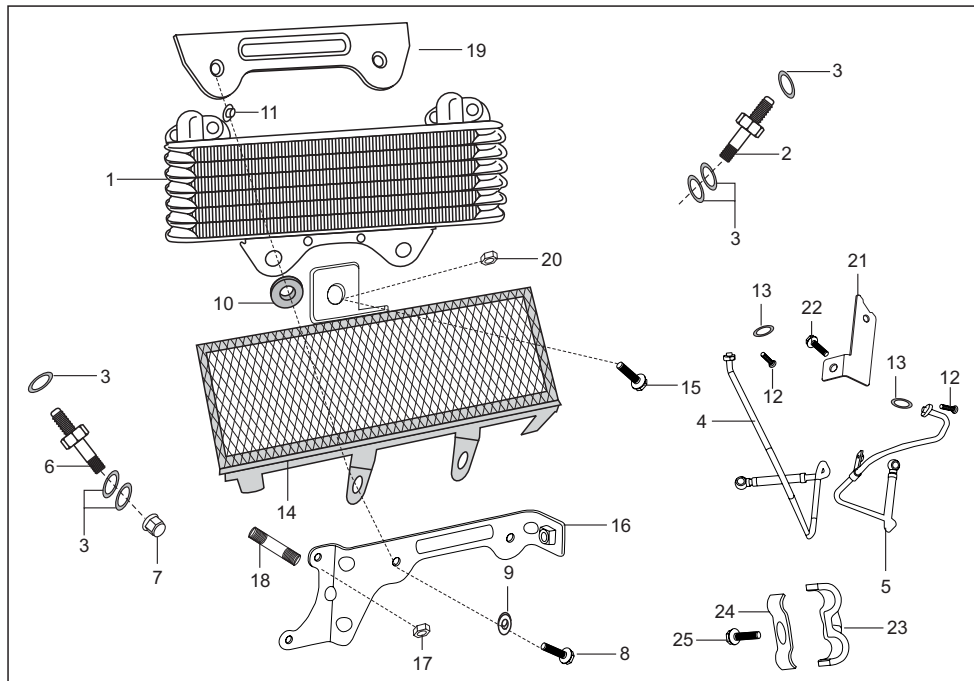
No.	Part No.	Description	Qty/Veh.		Remarks
			CNG	LPG	
19	AB 1210 17	Clamp	1	1	
20	AZ 5810 12	Pipe air filter inlet	1	1	
21	AZ 5810 13	Elbow rubber	1	1	
23	BH 5810 10	Clip	1	1	
24	BH 5810 05	Elbow Rubber lower end	1	1	
25	24 1704 31	Clip	2	2	
26	AZ 5810 18	Pipe air intake	1	1	
27	AZ 5810 21	Elbow top end	1	1	
28	AZ 5810 19	Duct air intake upper	1	1	
29	BH 5810 07	Packing rubber	1	1	
30	39 1913 04	Bolt	4	4	
31	BH 2110 64	Nylon washer	8	8	
32	39 0817 15	Nut	4	4	
33	RC 1110 03	Bracket air filter	1	1	
34	AZ 5810 24	Clip duct air body	1	1	
35	39 1912 04	Bolt	1	1	
36	39 2295 15	Nut flanged	1	1	



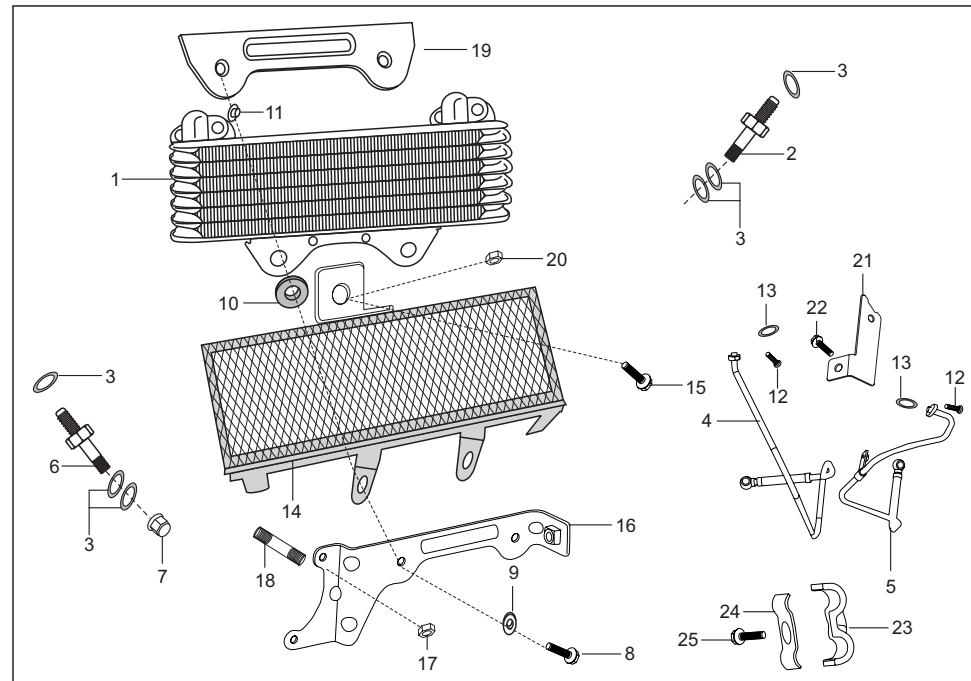
No.	Part No.	Description	Qty/Veh.		Remarks
			CNG	LPG	
1	AA 1210 60	Pump assly oil	1	1	
2	AA 1014 24	Gear oil pump	1	1	
3	39 1575 11	Plain washer	1	1	
4	39 0855 17	Circlip	1	1	
5	39 1075 04	Flange bolt	1	1	
6	39 1674 04	Flange bolt	2	2	
7	39 1013 21	'O' ring	2	2	
8	39 0999 06	Hollow dowel pin	1	1	
9	AA 1015 48	Oil strainer	1	1	
10	28 1010 22	Cap strainer	1	1	
11	59 2100 22	'O' ring, Strainer	1	1	
12	39 1657 21	'O' ring, Cap	1	1	
13	AA 1210 06	Oil filter assembly	1	1	
14	AN 1210 81	Spring oil filter	1	1	
15	AN 1210 82	'O' ring , Oil filter	1	1	



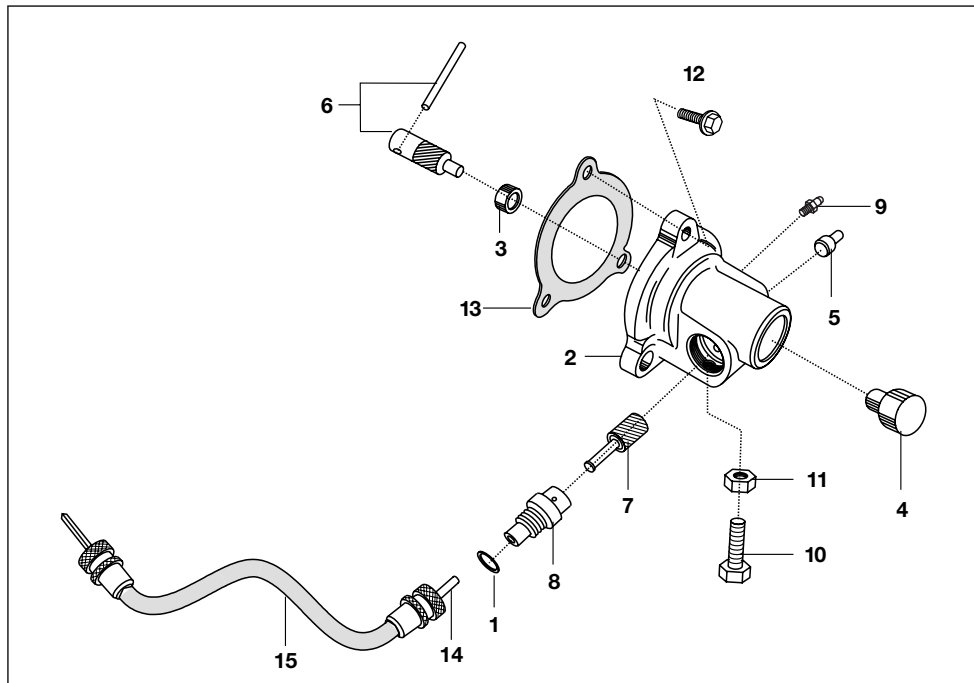
No.	Part No.	Description	Qty/Veh.		Remarks
			CNG	LPG	
16	AF 1214 65	Oil filter cover	1	1	
17	AA 1210 10	Gasket, Oil filter	1	1	
18	39 1673 04	Flange bolt	3	3	
19	AN 1210 82	Rubber seal oil filter	1	1	



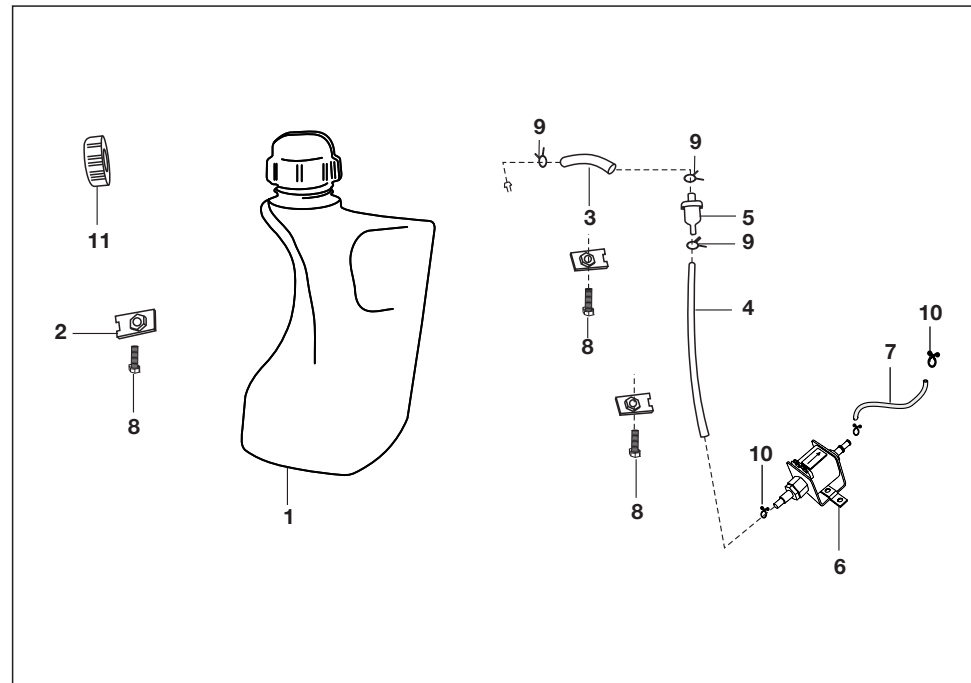
No.	Part No.	Description	Qty/Veh.		Remarks
			CNG	LPG	
1	AA 1211 35	Oil cooler	1	1	
2	AT 6012 03	Connector oil filter cover	1	1	
3	DK 1012 37	Washer copper	6	6	
4	AA 1016 43	Tube Oil Hot	1	1	
5	AA 1016 26	Assly Tube oil cooler	1	1	
6	AN 1211 11	Connector clutch cover	1	1	
7	39 2484 15	Falnge nut	2	2	
8	39 1553 04	Flange bolt	2	2	
9	39 1573 11	Plain washer	2	2	
10	DG 1410 19	Damper	2	2	
11	30 2110 05	Coller	2	2	
12	39 1672 04	Screw	4	4	
13	DK 1013 40	'O' ring	2	2	
14	AA 1211 36	Guard oil cooler	1	1	
15	39 1672 04	Flange bolt	2	2	



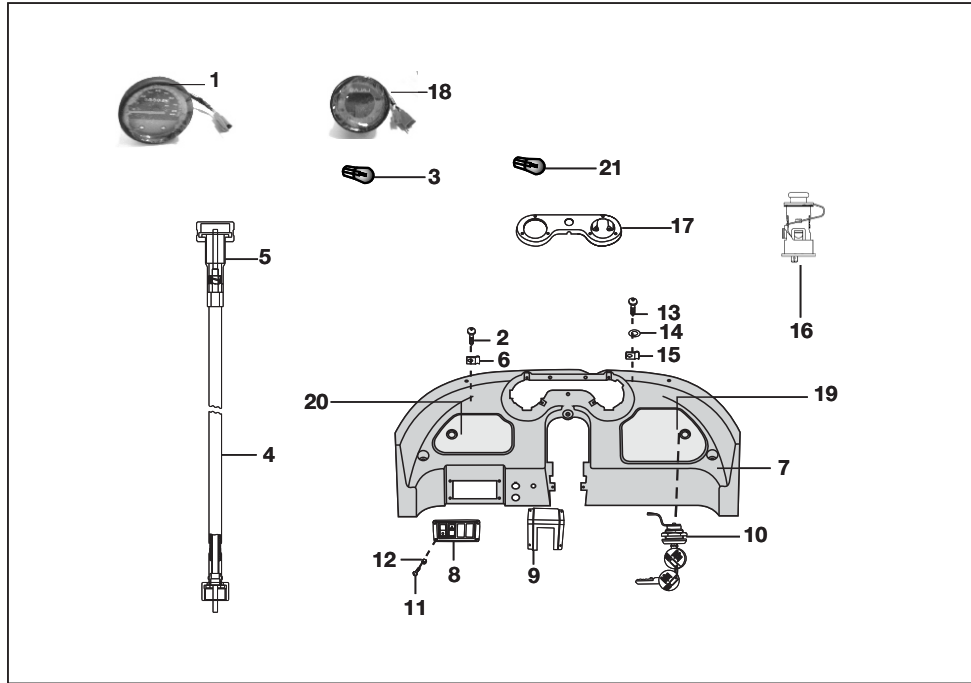
No.	Part No.	Description	Qty/Veh.		Remarks
			CNG	LPG	
16	AA 1015 95	Oil cooler mtg. bracket	1	1	
17	39 1972 15	Nut flanged M5X0.8	2	2	
18	39 0697 05	Stud M5X0.8	2	2	
19	AA 1015 97	Oil cooler bracket	1	1	
20	39 0291 15	Hex nut	2	2	
21	AA 1016 28	Bracket for oil cool pipe mtg.	1	1	
22	39 1672 04	Bolt flange	1	1	
23	DK 1012 77	Bracket upper (oil cooler pipe)	1	1	
24	DK 1012 78	Bracket lower (oil cooler pipe)	1	1	
25	39 2345 01	Bolt flanged	1	1	



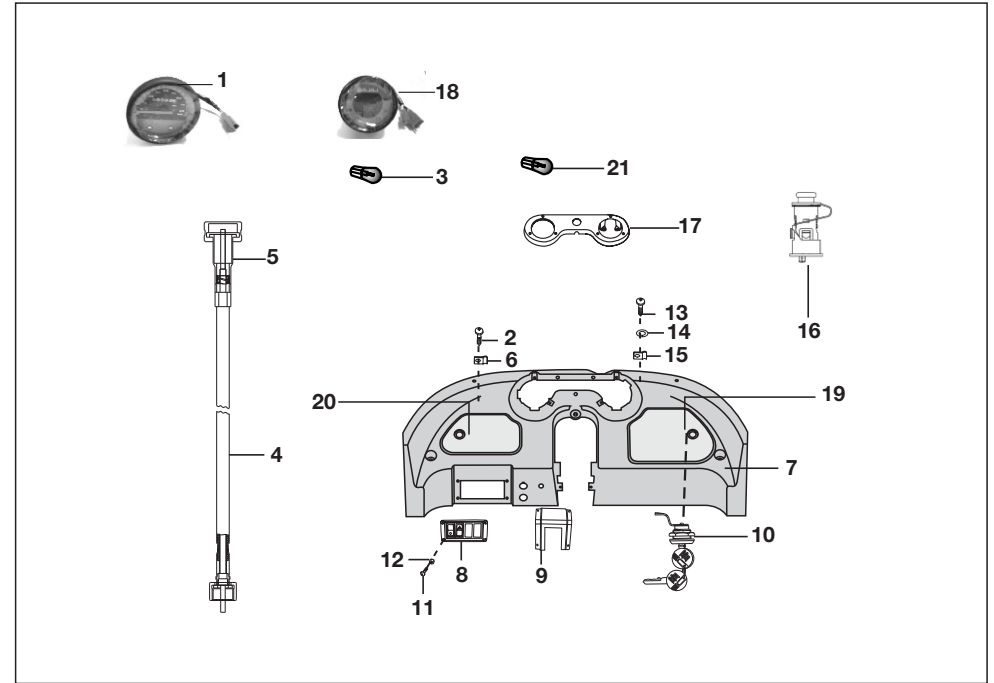
No.	Part No.	Description	Qty/Veh.		Remarks
			CNG	LPG	
1	39 1587 21	'O' ring	1	1	
2	AA 1310 25	Fare meter housing assly	1	1	Includes item 3, 4 & 5
3	AE 1310 03	Plastic bush	1	1	
4	24 1310 08	Plug	1	1	
5	03 1701 09	Pin	1	1	
6	24 1310 01	Faremeter pinion assly	1	1	
7	24 1302 09	Faremeter gear	1	1	
8	AE 1310 03	Bush	1	1	
9	23 1613 05	Grease nipple	1	1	
10	39 0897 04	Hex bolt	1	1	
11	39 1826 12	Washer - spring	1	1	
11a	39 0198 11	Washer - plain	1	--	
12	59 0400 29	Hex bolt flange type	3	3	
13	AA 1310 04	Gasket	1	1	
14	AA 2510 01	Faremeter cable comp.	1	1	
15	AA 2510 03	Inner cable (Faremeter)	1	1	



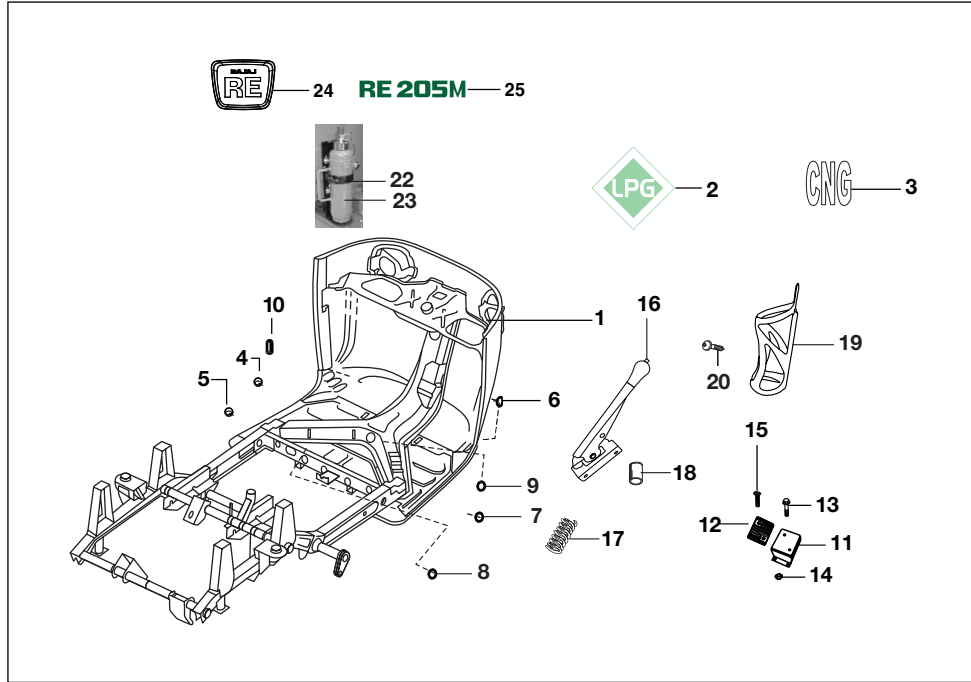
No.	Part No.	Description	Qty/Veh.		Remarks
			CNG	LPG	
1	AZ 1710 03	Tank Fuel	1	1	
1a	39 1958 04	Bolt - flanged :- small	4	--	
2	24 1612 67	Clip nut	3	3	
3	AZ 1718 03	Fuel Tube Tank to Filter	1	1	
4	AZ 1718 04	Pipe assly Tank to Solenoid	1	1	
5	DD 1210 13	Filter Fuel	1	1	
5a	AZ 1718 05	Pipe fuel pump to t joint	1	--	
5b	AZ 1718 06	Pipe fuel t joint to carburettor	1	--	
5c	AZ 1718 07	Pipe fuel return	1	--	
5d	AZ 1718 08	Joint T	1	--	
5e	AL 2010 34	Pump assembly - fuel	1	--	
6	RA 4026 01	Petrol Solenoid	1	1	
7	AA 1410 57	Fuel Pipe Solenoid to Carb.	1	1	
8	39 1556 04	Bolt hex head flanged	3	3	
9	33 1410 07	Clamp	3	3	
10	33 1410 08	Clamp	3	3	
11	24 1411 50	Cap Fuel Tank	1	1	



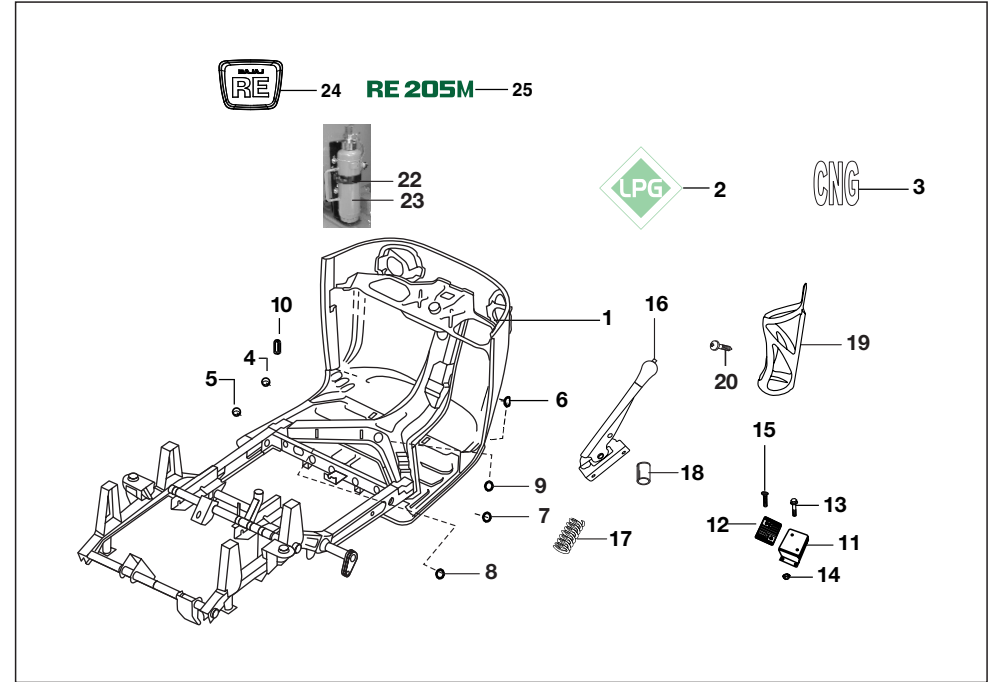
No.	Part No.	Description	Qty/Veh.		Remarks
			CNG	LPG	
1	AL 1910 43	Speedometer complete	1	1	
2	59 0100 07	Screw	3	3	
3	CM 2010 54	Lamp 12V 3W	4	4	
4	AL 1910 19	Speedo cable	1	1	
5	AL 1910 20	Speedo cable inner	1	1	
6	CE 1810 15	Clip Nut	15	15	
7	24 1613 67	Dashboard assly plastic	1	1	
8	24 1614 92	Switch cover	1	1	
9	24 1613 71	Cover middle portion	1	1	
10	AL 1611 72	Lock Stereo lid	2	2	
11	39 1523 01	Screw pan cross - M5	4	4	
12	39 0291 15	Hexagon nut	4	4	
13	AF 1210 70	Cheese head screw	16	16	
14	39 0242 11	Plain washer	26	26	For mtg. of Dash Board
15	35 1610 60	Clip nut	8	8	



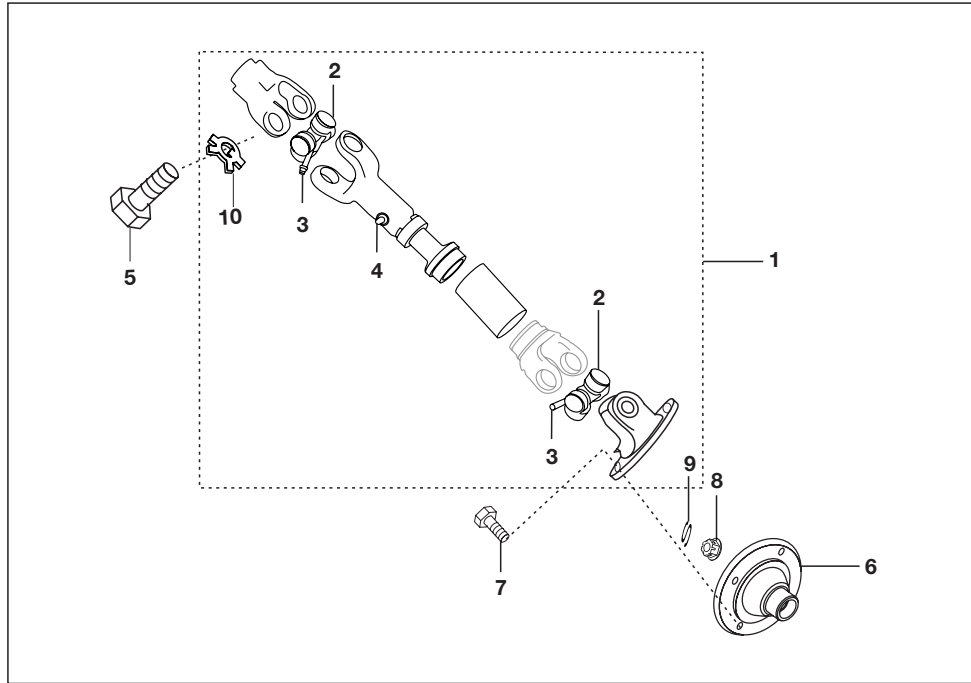
No.	Part No.	Description	Qty/Veh.		Remarks
			CNG	LPG	
16	AL 2011 06	Mobile charger	1	1	
17	AL 1614 98	Cover Speedo Meter	1	1	
18	AF 2011 44	Indicator Assembly RH	1	-	
	AM 2010 63	Indicator Assembly CNG	--	1	
19	AL 1615 03	Tool box lid RH	1	1	
20	AL 1615 02	Tool box lid LH	1	1	
21	DL 1910 20	Lamp 12V 3W	2	2	



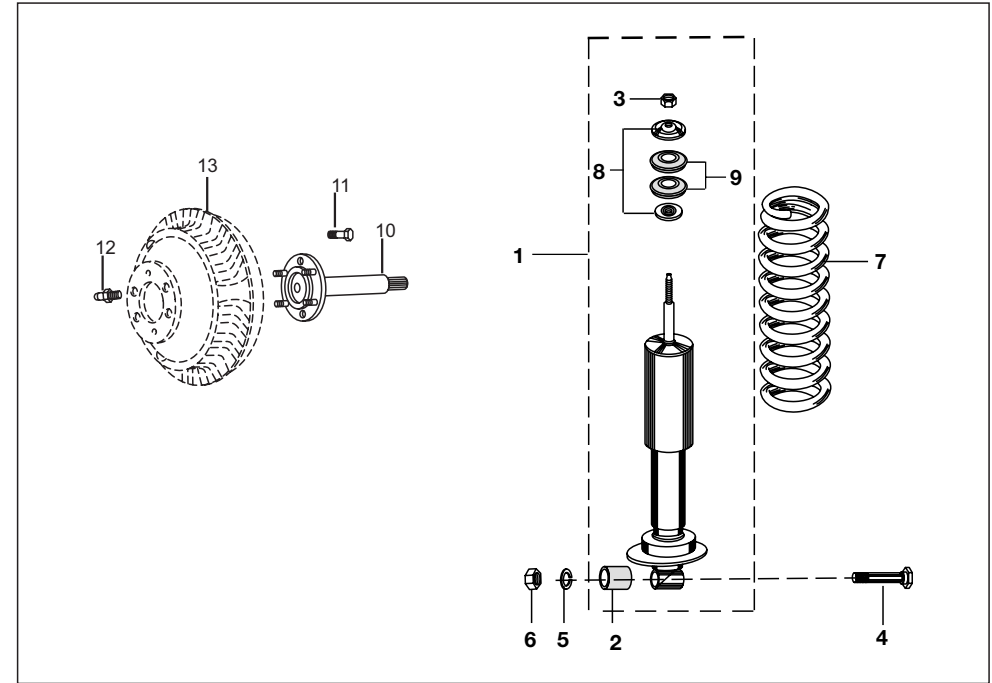
No.	Part No.	Description	Qty/Veh.		Remarks
			CNG	LPG	
1	AZ 1110 14	Bare Chassis Complete	1	1	For RE 205 M
2	AM 1610 20	LPG Label	--	1	
3	AF 1610 40	CNG Label	1	--	
4	22 1611 95	Grommet	1	1	
5	39 2373 23	Grommet	1	1	
6	22 2001 61	Grommet	2	2	
7	39 2508 23	Grommet	1	1	
8	39 2374 23	Grommet	2	2	
9	24 1902 24	Grommet	1	1	
10	AZ 2326 00	Lock Set	1	1	(N.I.)
11	24 1613 90	Heel rest (Brake)	1	1	
12	AL 1511 68	Pad heel rest	1	1	
13	39 1773 04	Flange bolt	4	4	For mtg heel rest
14	39 2484 15	Flange nut	4	4	For mtg heel rest
15	19 1611 51	Plug Fixing	4	4	



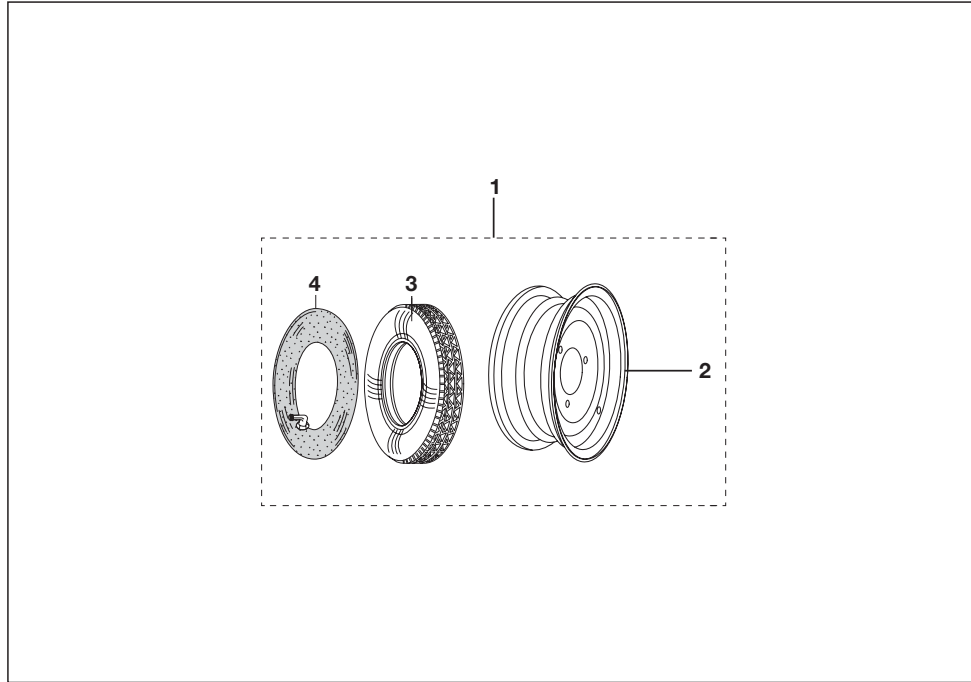
No.	Part No.	Description	Qty/Veh.		Remarks
			CNG	LPG	
16	AZ 1610 00	Reverse Lever	1	1	
17	24 1911 44	Spring tension for reverse gear	1	1	
18	AP 1610 35	Bush	1	1	
19	24 1614 46	Water bottle holder	1	1	
20	39 1076 01	Screw	2	2	
21	AZ 2318 00	Matting for panel floor lower	1	1	N. I.
	AZ 2318 01	Matting for panel floor top			
22	AF2210 02	Bracket for fire extinguisher	1	1	
23	AF 2210 01	Fire extinguisher	1	1	
24	BG 2330 02	Emblem Bajaj	1	1	
25	RA 2330 04	Lable RE 205 M LPG	1	--	
25a	AZ 2330 04	Emblem RE 205 M CNG	--	1	



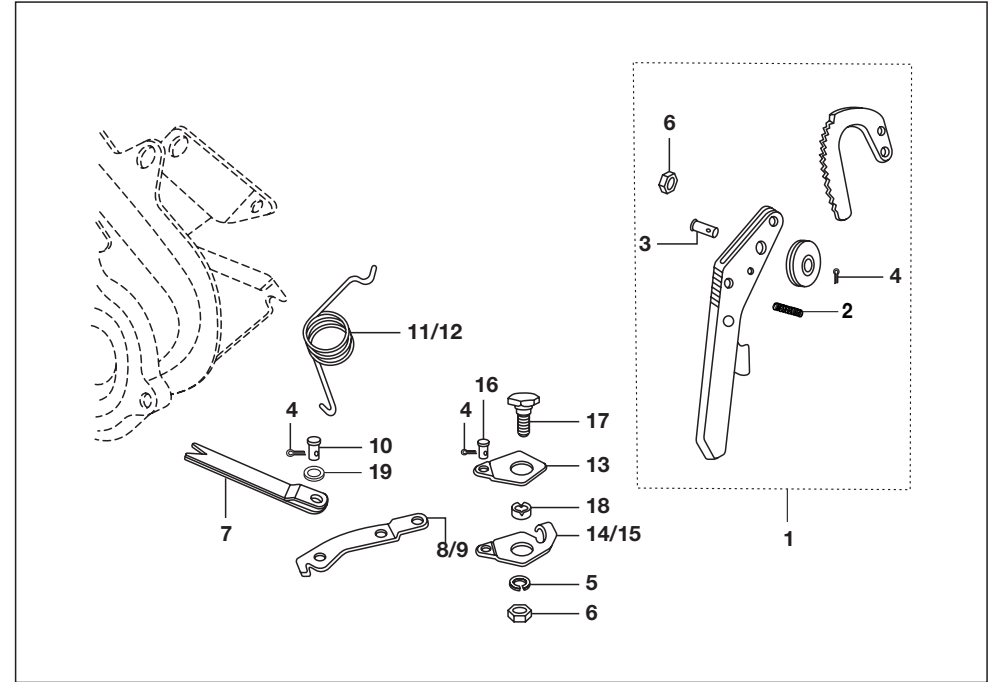
No.	Part No.	Description	Qty/Veh.		Remarks
			CNG	LPG	
1	AZ 1412 01	Drive Shaft - LH - UJ Type	1	1	
	AZ 1412 02	Drive Shaft - RH - UJ Type	1	1	
2	24 1310 80	UJ Repair kit	4	4	This include UJ cross, bearing cup, needle roller, seal, grease nipple and circlip
3	24 1310 81	Grease nipple	4	4	
4	24 1310 82	Grease Nipple	2	2	
5	LA D000 54	D Bolt	1	1	
6	BG 1412 00	Flange UJ Propeller shaft	2	2	
7	BG 1412 16	Bolt M8X20	16	16	
8	39 1182 15	Nut	2	2	
9	24 1710 66	Spring clip	2	2	
10	24 1310 95	Lock washer	1	1	



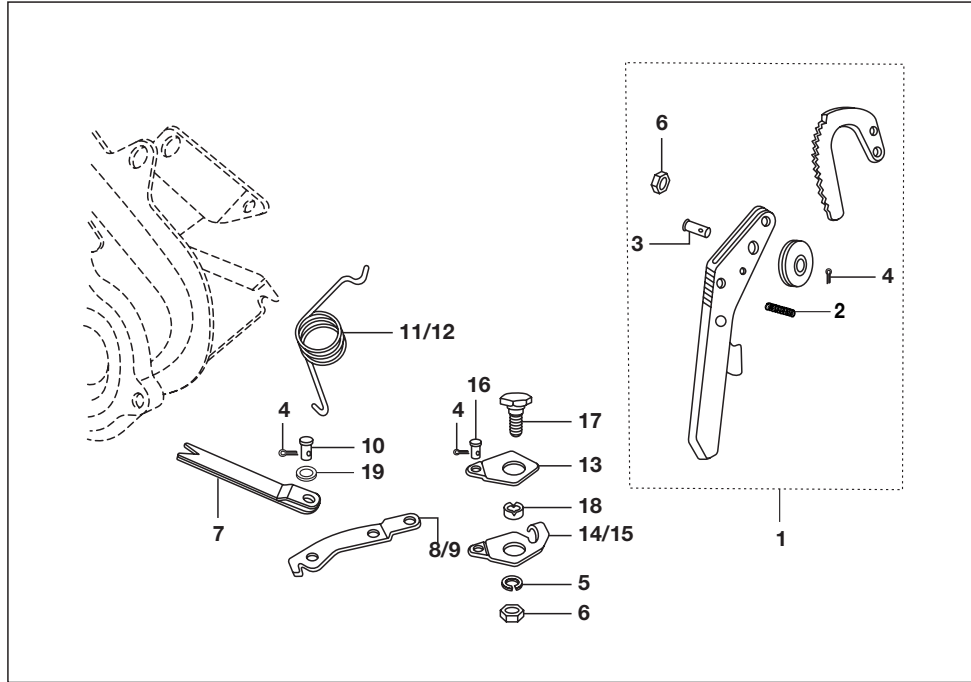
No.	Part No.	Description	Qty/Veh.		Remarks
			CNG	LPG	
1	BA 1710 09	Rear shock absorber	2	2	
2	24 1710 49	Mounting rubber with sleeve	2	2	
3	39 0467 15	Hexagon nut	2	2	
4	24 1705 07	Bolt for shock absorber	2	2	
5	39 1827 12	Spring washer	2	2	
6	39 0467 15	Nut	2	2	
7	BG 1220 00	Rear suspension spring	2	2	
8	39 0365 13	Cup washer top side	4	4	
9	24 1710 55	Rubber bush	4	4	
10	24 1711 18	Rear Axle assy.	2	2	
11	22 1704 34	Bolt for rear axle	4	4	
12	24 1710 75	Grease nipple	2	2	
13	22 1511 06	Brake drum rear	2	2	



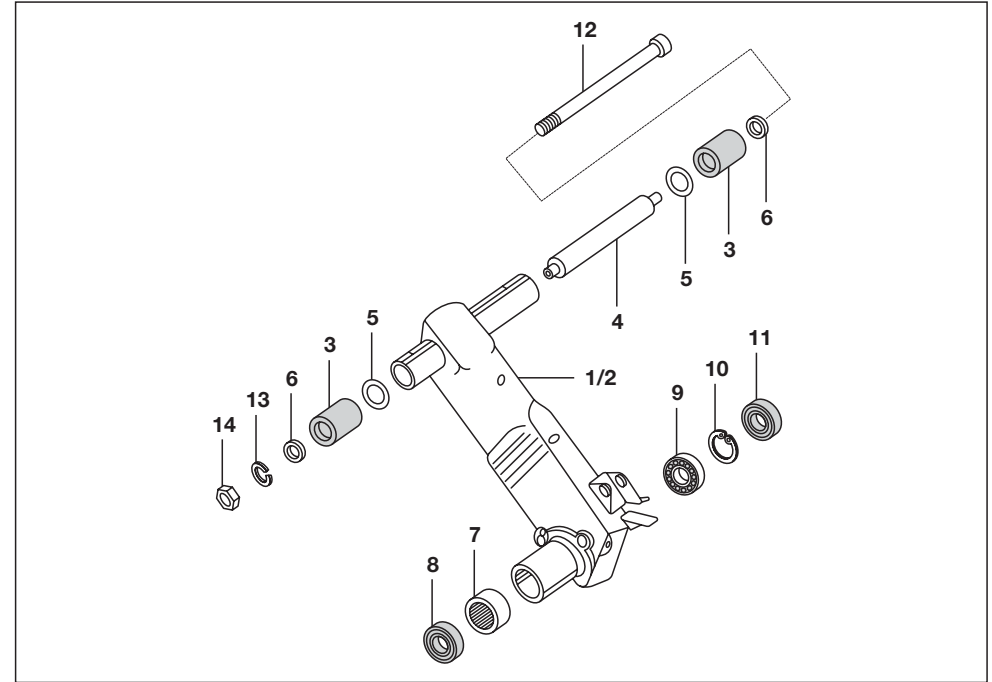
No.	Part No.	Description	Qty/Veh.		Remarks
			CNG	LPG	
1	24 1511 09	Wheel Comp.	4	4	Not to service
2	24 1511 10	Wheel rim assly	4	4	w/o tube tyre
3	21 1503 07	Tyre 4.00 x 8"	4	4	Not to service
4	21 1503 06	Tube for tyre	4	4	Not to service



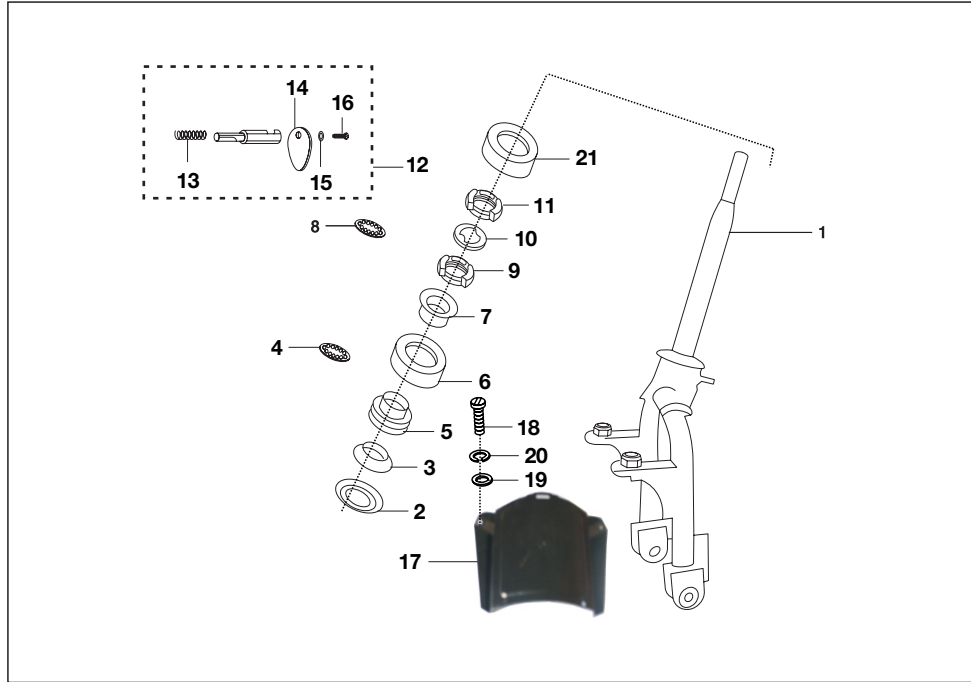
No.	Part No.	Description	Qty/Veh.		Remarks
			CNG	LPG	
1	24 1510 61	Hand brake comp.	1	1	
2	22 1505 24	Spring	1	1	
3	22 1510 67	Fork pin	1	1	
4	24 1511 47	Split pin	2	2	
5	39 1828 12	Spring washer	1	1	
6	39 0694 15	Flange Nut	2	2	
7	22 1505 15	Hand brake strut	2	2	
8	24 1511 54	Hand brake lever RH	1	1	
9	24 1511 45	Hand brake lever LH	1	1	
10	24 1511 46	Pin pivot	1	1	
11	24 1505 06	Return spring RH	1	1	
12	24 1505 07	Return spring LH	1	1	
13	22 1505 20	Link	2	2	
14	22 1510 63	Plate LH	1	1	
15	22 1510 64	Plate RH	1	1	



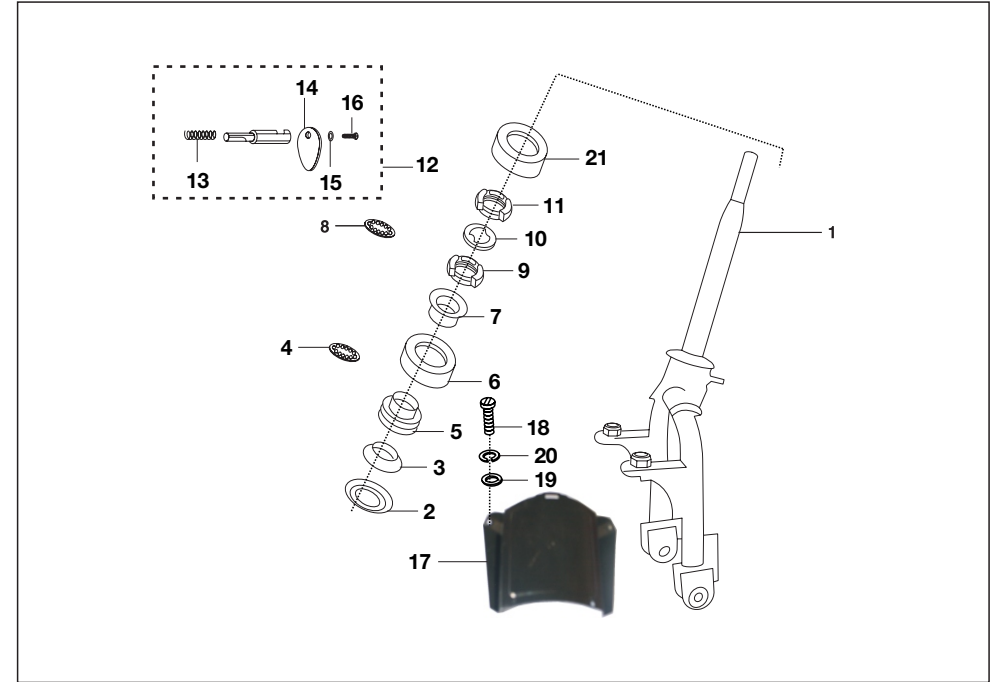
No.	Part No.	Description	Qty/Veh.		Remarks
			CNG	LPG	
16	22 1505 25	Pin	2	2	
17	39 0106 04	Bolt	2	2	
18	22 1505 22	Distance piece	2	2	
19	24 1511 48	Plain washer	2	2	



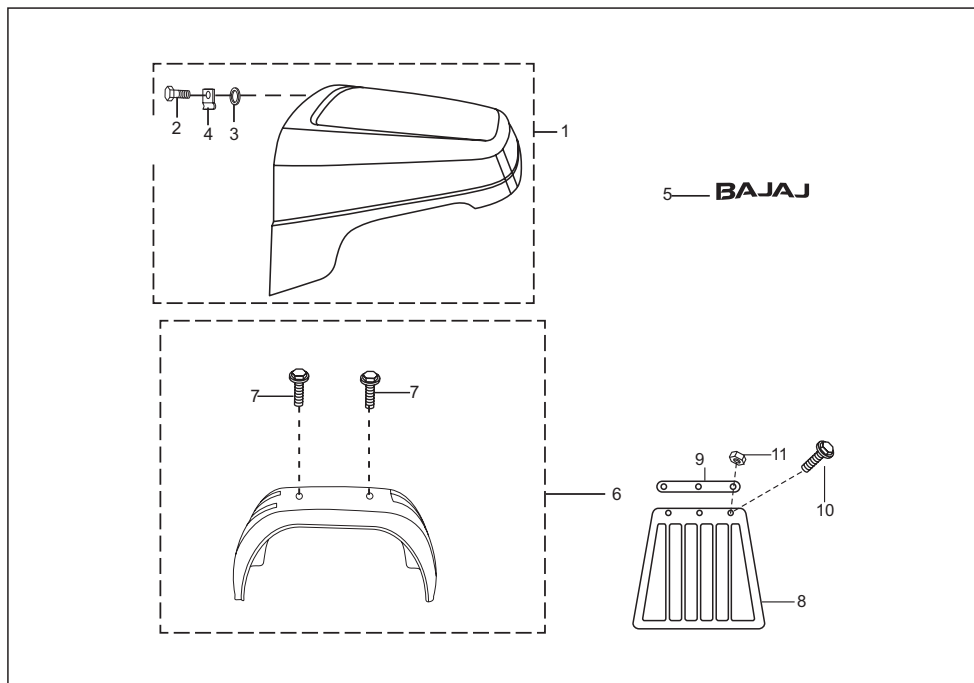
No.	Part No.	Description	Qty/Veh.		Remarks
			CNG	LPG	
1	AH 1710 03	Trailing arm assembly LH	1	1	
2	AH 1710 09	Trailing arm assembly RH	1	1	
3	AA 1710 06	Silent bush	4	4	
4	AA 1710 07	Distance piece assly	2	2	
5	05 1010 56	Spacer sintered	4	4	
6	01 1003 23	Washer	4	4	
7	59 2000 12	Needle bearing	1	1	
8	22 1710 07	Oil seal	2	2	
9	01 1003 42	Bearing	2	2	
10	39 0342 17	Circlip	2	2	
11	24 1710 24	Oil seal	2	2	
12	AA 1710 11	Pivot pin assembly	2	2	
13	39 0269 12	Spring washer	2	2	
14	39 0303 15	Nut	2	2	



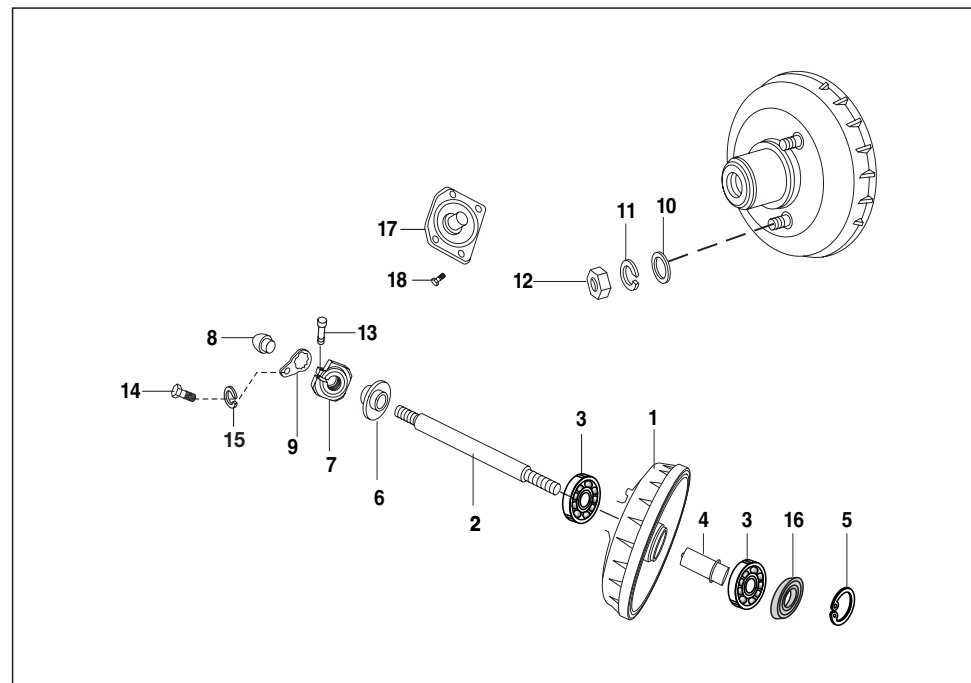
No.	Part No.	Description	Qty/Veh.		Remarks
			CNG	LPG	
1	AP 1810 16	Fork assembly	1	1	
2	24 1810 34	Dust cover bottom	1	1	
3	AB 1810 11	Bearing race lower inner	1	1	
4	AB 1810 12	Balls with cage	1	1	
5	AB 1810 33	Bearing race lower outer	1	1	
6	24 1810 33	Dust cover top	1	1	
7	24 1810 46	Bearing race upper inner	1	1	
8	AB 1810 17	Steel ball with cage upper	1	1	
9	AB 1810 19	Bearing race upper outer	1	1	
10	AB 1810 20	Spacer washer bearing	1	1	
11	24 1810 47	Lock ring nut	2	2	
12	24 1810 32	Steering lock assly.	1	1	With key
13	06 1803 03	Spring	1	1	
14	15 1810 32	Cover plate	1	1	
15	15 1810 33	Spring Washer	1	1	



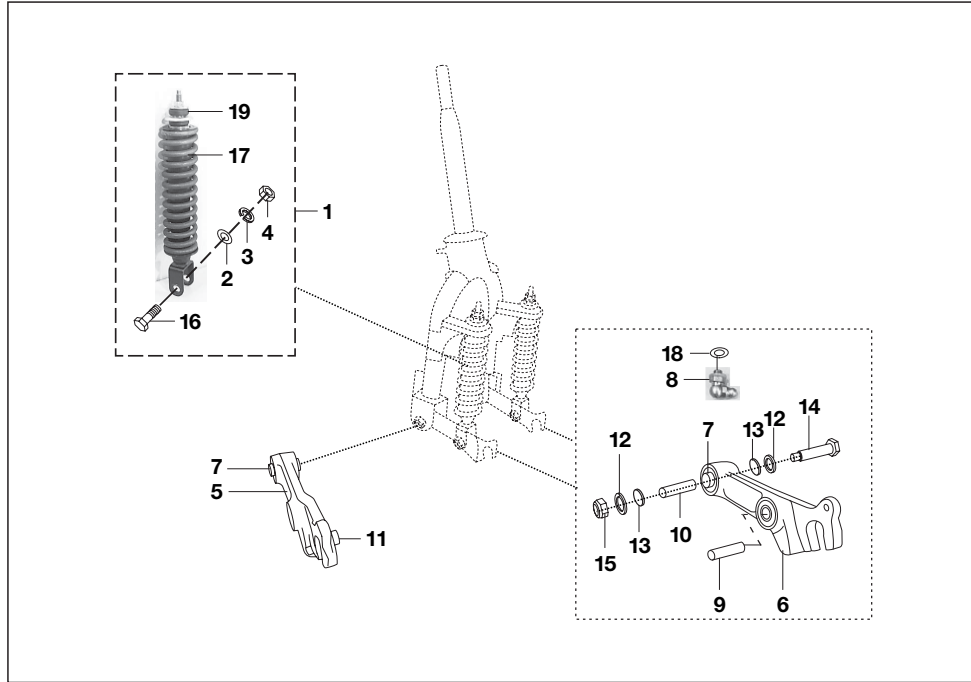
No.	Part No.	Description	Qty/Veh.		Remarks
			CNG	LPG	
16	15 1810 34	Hammer screw driver	1	1	
17	AL 1810 12	Mud flap	1	1	
18	39 0071 04	Screw	2	2	
19	39 1765 11	Plain washer	2	2	
20	39 1830 12	Spring washer	2	2	
21	24 1614 43	Dust Cover	1	1	



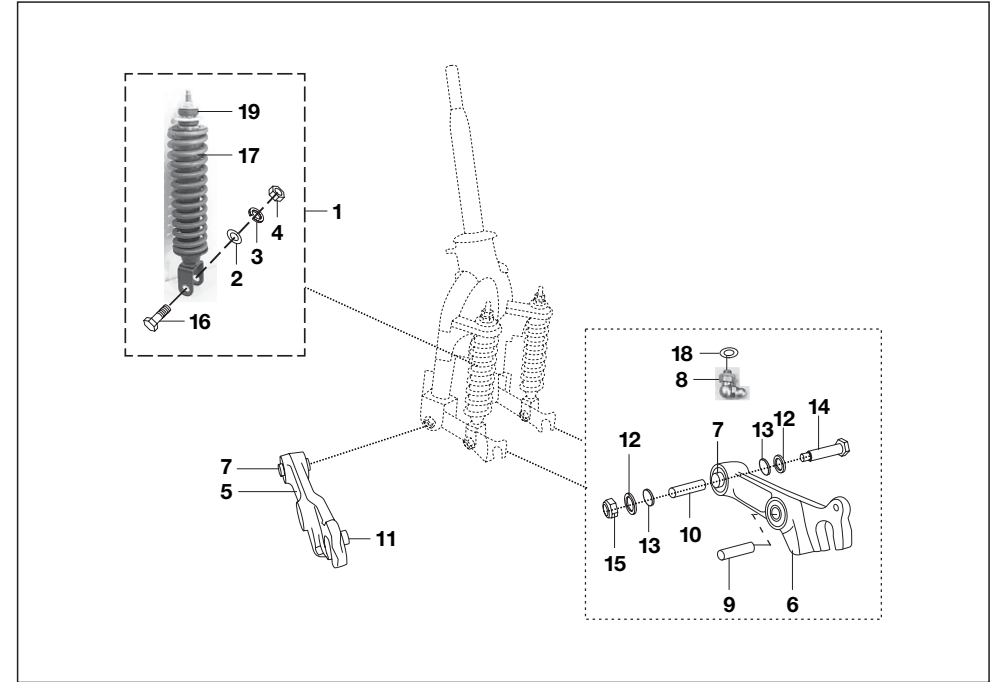
No.	Part No.	Description	Qty/Veh.		Remarks
			CNG	LPG	
1	AP 1610 38	Front Mudguard	1	1	
2	39 1552 04	Hexagon head Bolt	16	16	
3	39 0219 11	Plain Washer	8	8	
4	05 1612 56	Clip Nut-M6	8	8	
5	BG 2330 02	Bajaj Label	1	1	
6	BG 2312 01	Rear Mudguard	2	2	
7	39 1680 04	Flanged bolt	8	8	
8	AL 1612 26	Mudguard flap	2	2	
9	AL 1612 29	Strip	2	2	
10	39 0071 04	Screw	6	6	
11	39 2484 15	Nut flange	6	6	



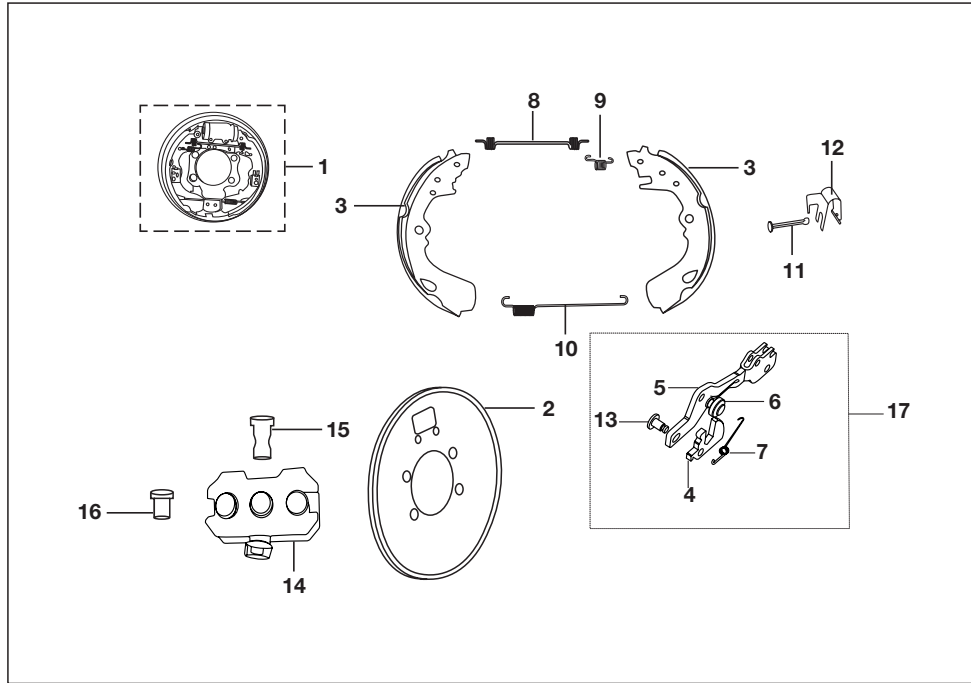
No.	Part No.	Description	Qty/Veh.		Remarks
			CNG	LPG	
1	AP 1510 19	Fr. Brake Drum	1	1	
2	AP 1510 02	Front Wheel Axle	1	1	
3	39 2240 20	Ball Bearing	2	2	
4	AP 1510 25	Distance piece assly	1	1	
5	39 2464 17	Circlip	1	1	
6	AP 1510 26	Spacer assly.	1	1	
7	AL 1510 89	Special Nut-M16	2	2	
8	AL 1510 11	Collar Nut	2	2	
9	AL 1510 12	Locking Clip	2	2	
10	39 11 80 11	Plain washer	4	4	
11	39 1829 12	Spring washer	4	4	
12	39 0312 15	Hex nut.	4	4	
13	39 2038 04	Hex socket head bolt	2	2	For locking clip
14	39 1079 01	Hex head screw	2	2	For locking clip
15	39 0263 12	Spring washer	2	2	
16	39 1737 19	Oil Seal	2	2	
17	AP 1510 22	Flange Back Plate	1	1	
18	39 2534 04	Bolt Flange M8	4	4	



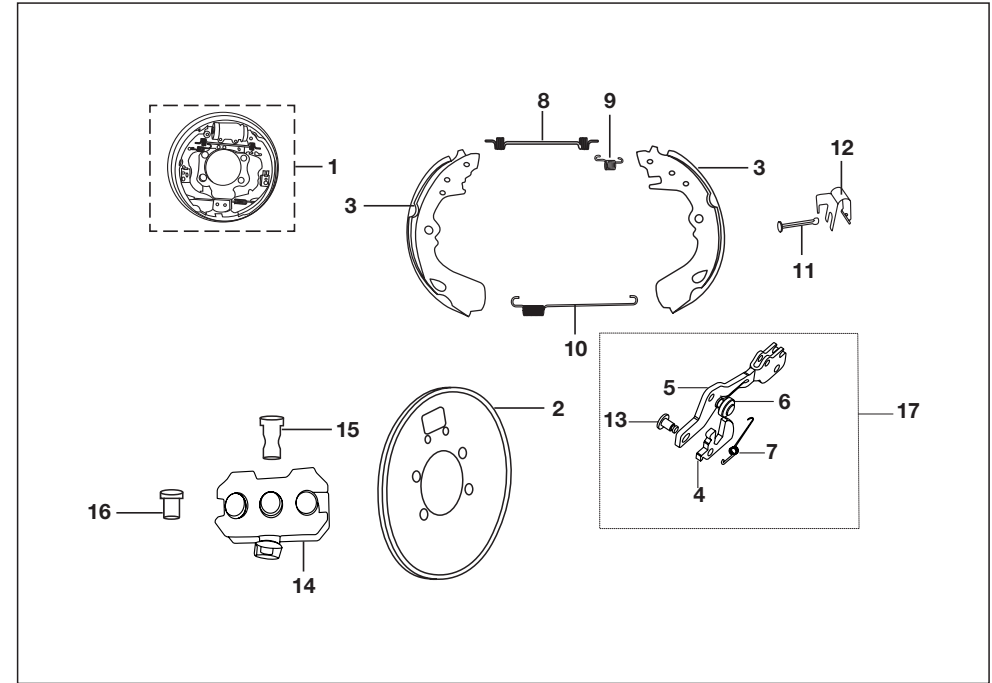
No.	Part No.	Description	Qty/Veh.		Remarks
			CNG	LPG	
1	AL 1710 47	Front shock absorber	2	2	
2	39 1054 11	Plain washer	2	2	
3	39 0789 12	Spring washer	2	2	
4	39 0296 15	Hexagon Nut	2	2	
5	AL 1710 91	Link assly. LH	1	1	
6	AL 1710 93	Link assly.RH	1	1	
7	AB 1710 16	Liner Bush	2	2	Link LH & RH
8	24 1710 75	Grease nipple	2	2	Link LH & RH
9	AB 1710 16	Bush	2	2	
10	AL 1710 81	Bush link pivot	2	2	
11	AL 1710 58	Locking Pin	2	2	Link LH & RH
12	39 1564 21	"O" Ring	4	4	Link LH & RH
13	AL 1711 04	Cap Link pivot	4	4	
14	AL 1710 51	Bolt For Link pivot	2	2	Link LH & RH
15	39 0939 15	Hex nyloc nut	2	2	Link LH & RH



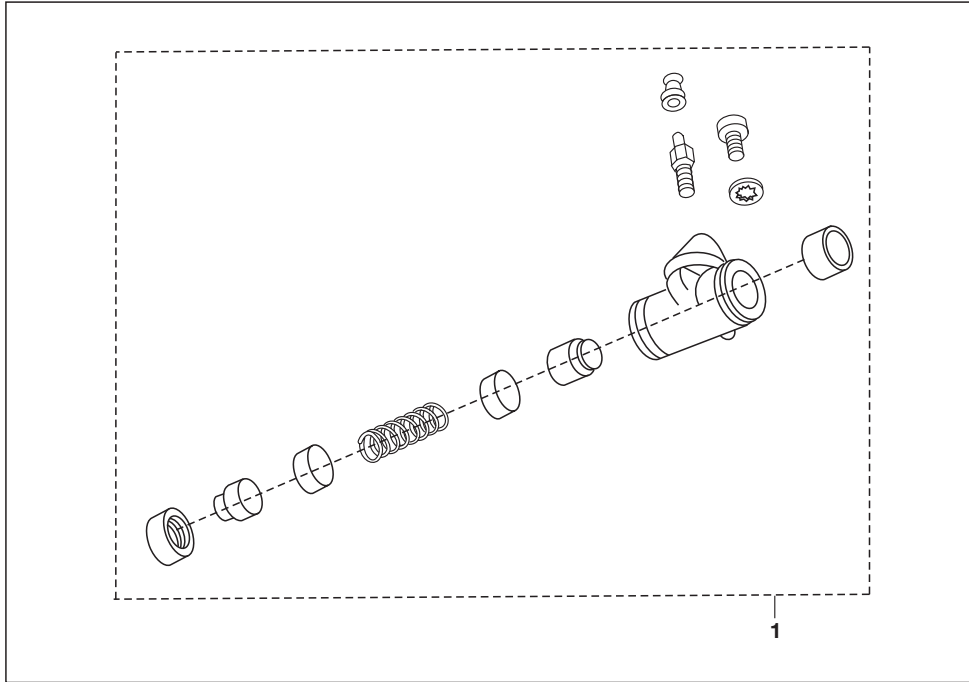
No.	Part No.	Description	Qty/Veh.		Remarks
			CNG	LPG	
16	39 2516 04	Shoulder bolt	2	2	For shock absorber
17	AP 1710 01	Spring Fr. suspension	2	2	
18	39 0740 11	Washer (Non metallic)	2	2	For Grease nipple
19	28 1010 80	Rubber Bush	2	2	



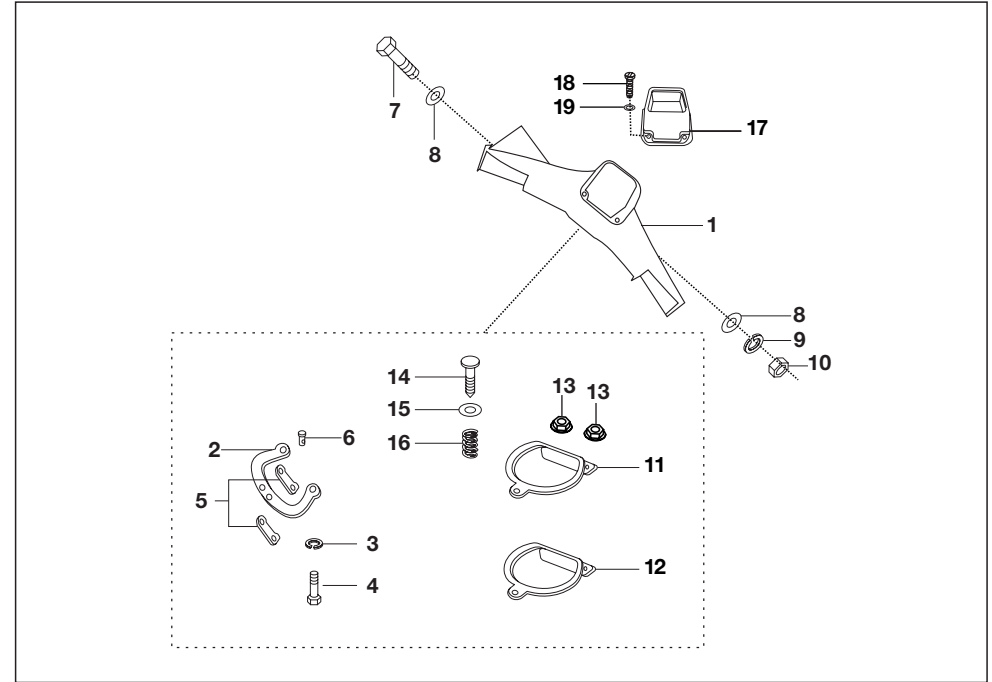
No.	Part No.	Description	Qty/Veh.		Remarks
			CNG	LPG	
1	AP 1510 30	Panel assly. front brake	1	1	Not Serviceable
	24 1511 19	Panel assly LH	1	1	
	24 1511 20	Panel assly RH	1	1	
2	AP 1510 17	Back panel assly front	1	1	
	24 1511 74	Back plate assly. LH	1	1	
	24 1511 78	Back Plate assly. RH	1	1	
3	24 1511 36	Brake shoe assly.	3	3	
	24 1511 30	Plate ratchet	3	3	
	5	24 1511 29	Strut plate front	1	
24 1511 44		Strut plate LH	1	1	
24 1511 51		Strut plate RH	1	1	
6	24 1511 31	Pinion	3	3	
7	24 1511 32	Spring strut LH & front	2	2	
	24 1511 52	Spring strut RH	1	1	
8	24 1511 33	Spring main	3	3	
9	24 1511 34	Spring strut LH holding	3	3	
10	24 1511 35	Spring shoe holding	3	3	
11	24 1511 37	Pin pivot shoe	6	6	
12	24 1511 38	Spring shoe clamping	6	6	
13	24 1511 39	Pin ratchet	3	3	



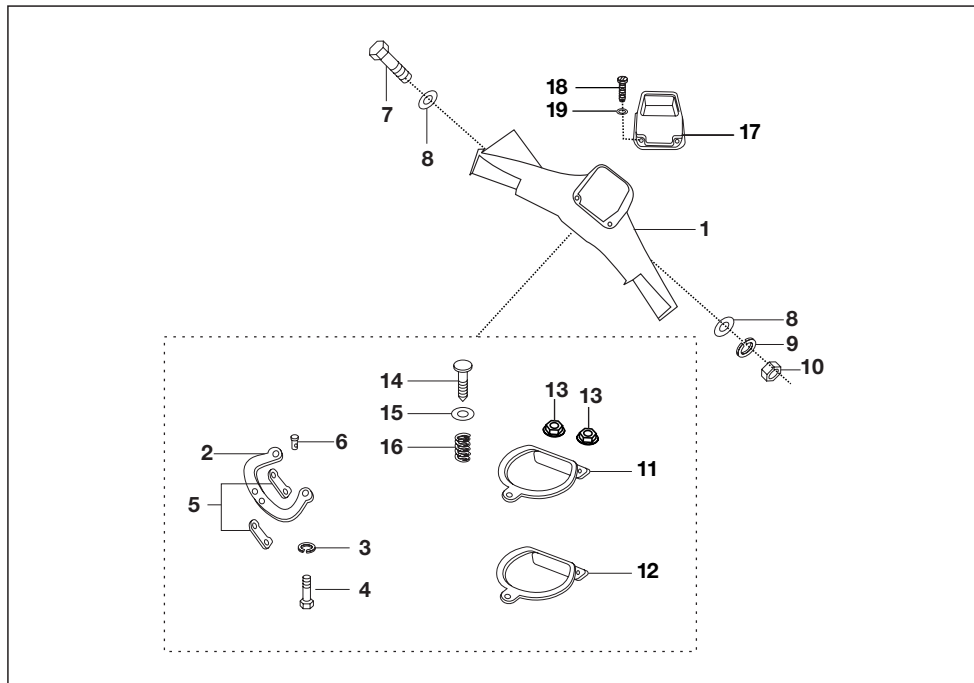
No.	Part No.	Description	Qty/Veh.		Remarks
			CNG	LPG	
14	24 1510 67	Bracket rear cable guide	1	1	For 24151067
15	24 1510 68	Pin rear cable guide	1	1	
16	24 1510 69	Spacer	1	1	For 24151067
17	24 1511 69	Strut assembly front Complete	1	1	Include fig. 4,5,6,7 & 13
	24 1511 76	Strut assembly LH Complete	1	1	Include fig. 4,5,6,7 & 13
	24 1511 80	Strut assembly RH Complete	1	1	Include fig. 4,5,6,7 & 13
18	24 1511 70	Ratchet kit (Fr. & LH)	1	1	Include fig. 4,7 & 13
	24 1511 81	Ratchet kit (RH)	1	1	Include fig. 4,7 & 13
19	24 1511 71	Brake shoe kit	1	1	Include fig. 3,11 & 12
20	24 1511 72	Shoe clamp spring kit	1	1	Include fig. 11& 12
21	24 1511 73	Spring kit (Common for Front & LH)	1	1	Include fig. 8,9 & 10
	24 1511 82	Spring Kit RH	1	1	Include fig. 8,9 & 10
22	24 1511 68	Auto Adjuster assly front	1	1	Include fig. 5 & 6
	24 1511 75	Auto adjuster assly rear LH	1	1	Include fig. 5 & 6
	24 1511 79	Auto adjuster assly rear RH	1	1	Include fig. 5 & 6



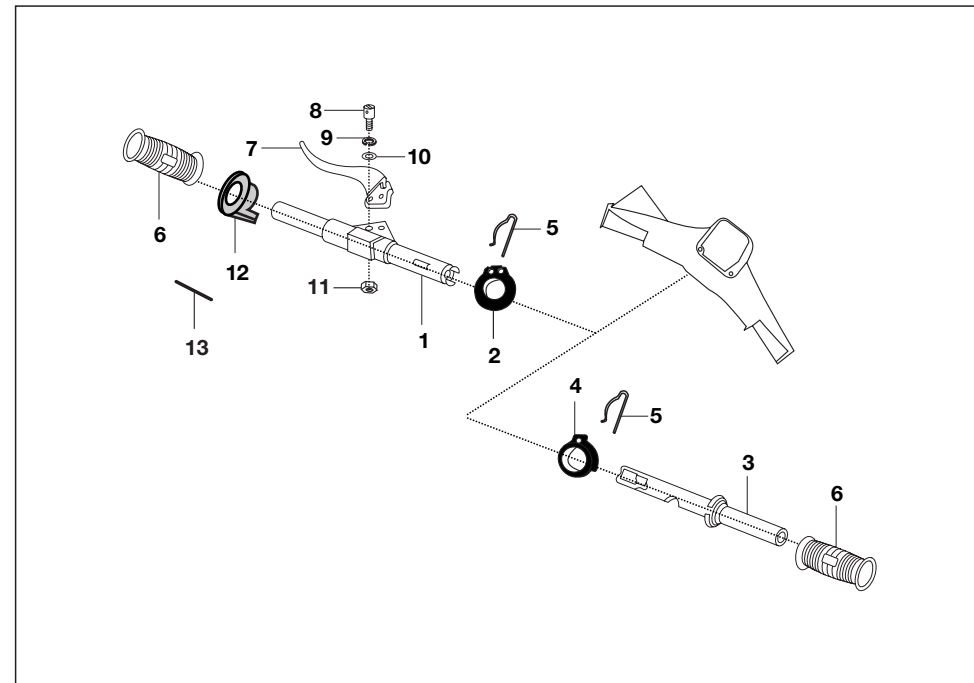
No.	Part No.	Description	Qty/Veh.		Remarks
			CNG	LPG	
1	24 1511 63	Wheel Cylinder assly. Front	1	1	
2	24 1511 07	Major kit	1	1	N.I
3	24 1511 14	Minor kit	1	1	N.I



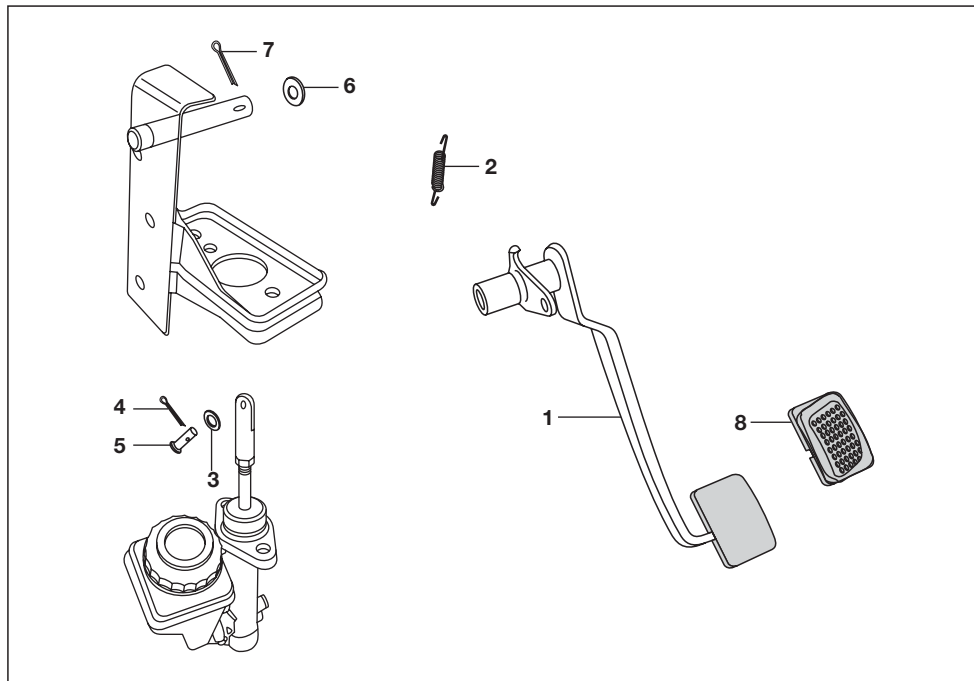
No.	Part No.	Description	Qty/Veh.		Remarks
			CNG	LPG	
1	AP 1610 48	Handle Bar Body	1	1	
2	22 1810 58	Steering lock plate	1	1	
3	39 1830 12	Spring washer	2	2	
4	39 1379 04	Hex head screw	2	2	
5	21 1802 07	Lining -Steering lock plate	2	2	
6	39 0192 10	Eyelet rivet	2	2	
7	39 1377 04	Hex. bolt with collar	1	1	
8	39 0201 11	Plain washer	2	2	
9	39 1829 12	Spring washer	1	1	
10	39 0296 15	Hex nut	1	1	
11	AB 1810 23	Lower plate assly	1	1	
12	AB 1810 23	Upper plate assembly	1	1	
13	39 2295 15	Flange nut	2	2	
14	21 1803 07	Knob	1	1	
15	39 0198 11	Plain washer	1	1	



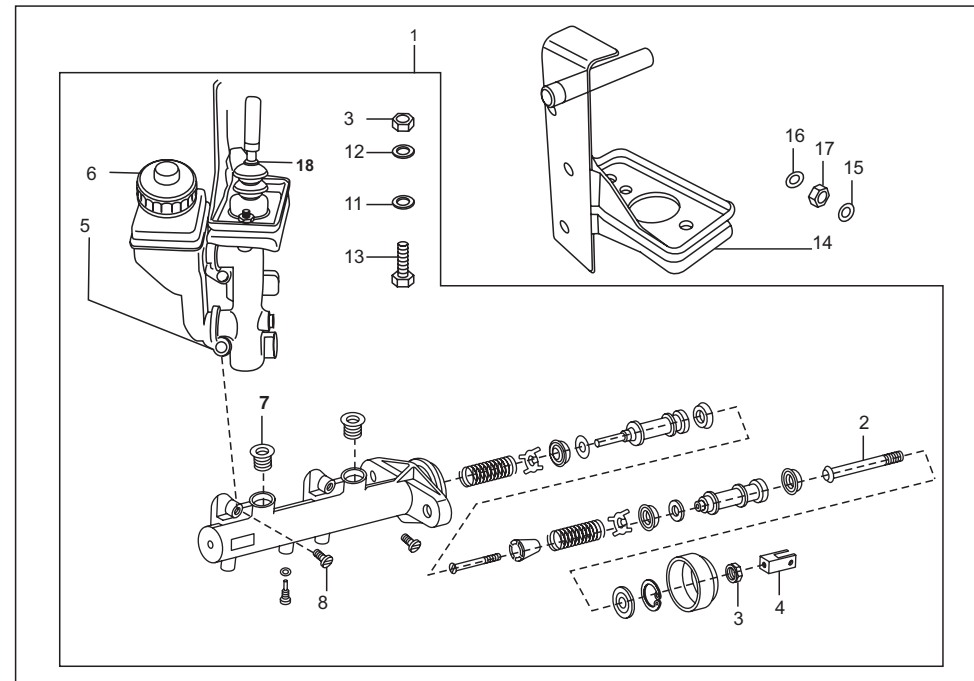
No.	Part No.	Description	Qty/Veh.		Remarks
			CNG	LPG	
16	06 1803 03	Spring	1	1	
17	AP 1610 47	Handle bar top cover	1	1	
18	KB Uc04 10	Screw	3	3	
19	39 0198 11	Plain Washer	3	3	



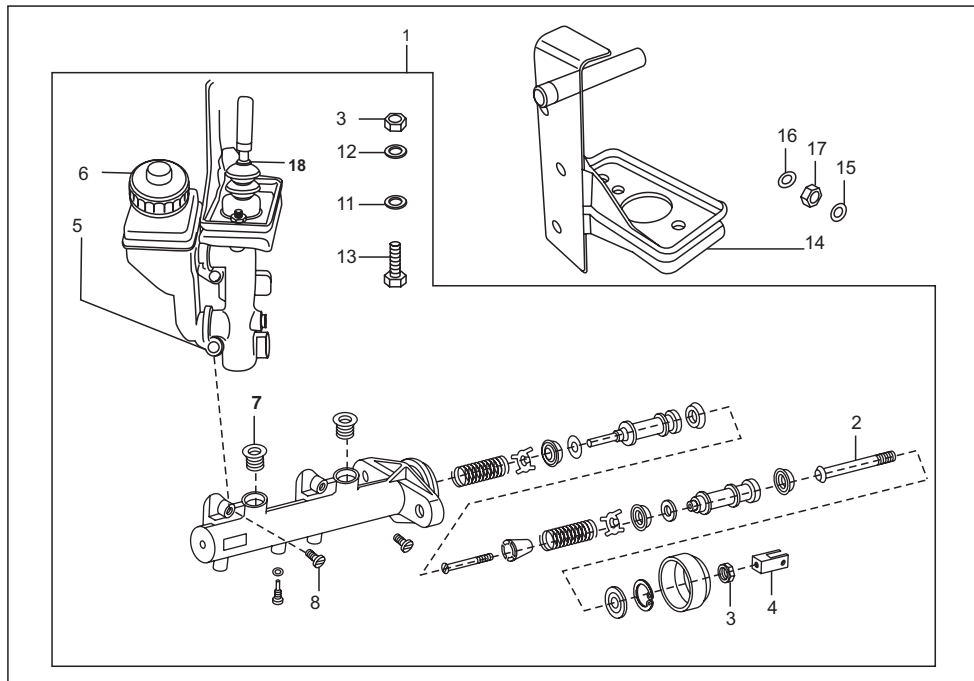
No.	Part No.	Description	Qty/Veh.		Remarks
			CNG	LPG	
1	24 1910 96	Tube assembly gear control	1	1	
2	24 1911 00	Pulley gear control	1	1	
3	24 1910 98	Tube assly. comp. - throtl.	1	1	
4	24 1911 01	Pulley gas control	1	1	
5	CM 1910 49	Spring clip	1	1	For fitment of pulley control
6	06 1910 89	Hand grip	2	2	
7	AA 1910 32	Clutch lever	1	1	
8	24 1911 05	Special screw	1	1	
9	01 1902 05	Spring washer	1	1	
10	03 1902 06	Plain washer	1	1	
11	39 0326 15	Nylock nut	1	1	
12	24 1910 99	Ring gear indicator	1	1	
13	LH C000 01	Spring clip	1	1	



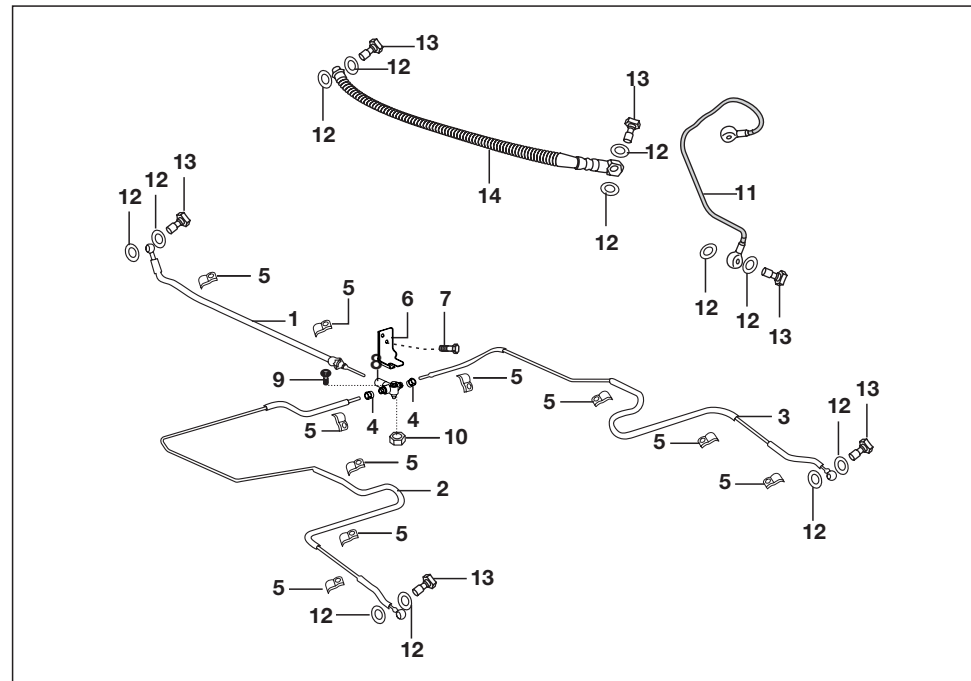
No.	Part No.	Description	Qty/Veh.		Remarks
			CNG	LPG	
1	AP 1510 29	Brake pedal assembly	1	1	
2	AB 1510 14	Spring brake pedal retainer	1	1	
3	39 0208 11	Plain washer	2	2	
4	39 0147 08	Split pin	1	1	
5	39 1702 07	Clevis pin with head	1	1	
6	39 0199 11	Plain washer	1	1	
7	39 0147 08	Split pin	1	1	
8	BA 1910 29	Pad Brake pedal	1	1	



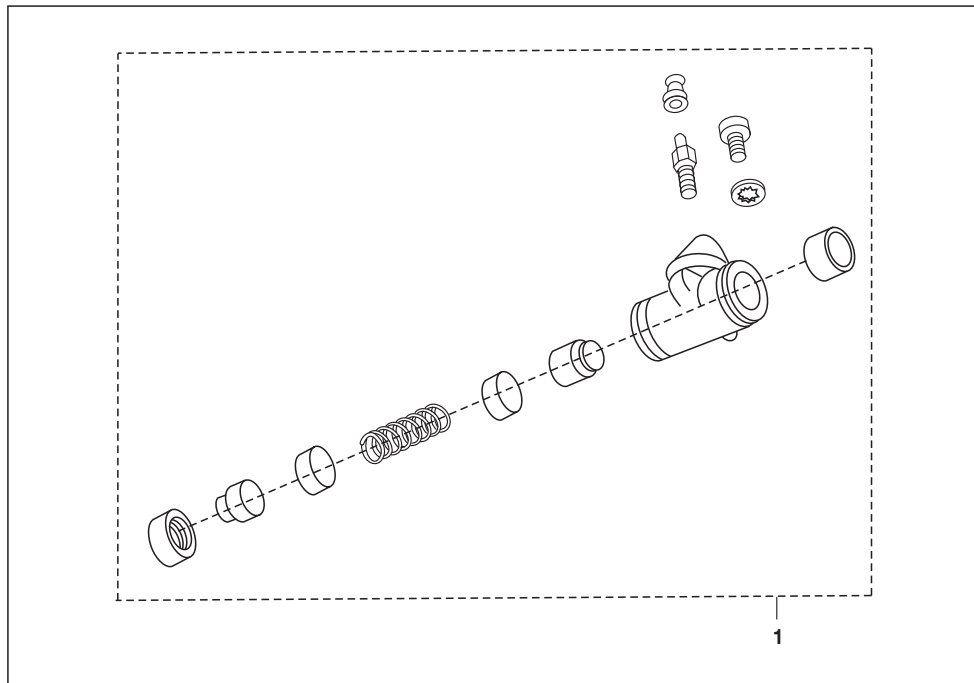
No.	Part No.	Description	Qty/Veh.		Remarks
			CNG	LPG	
1	AL 1511 71	TMC comp with oil container	1	1	KBX make
	24 1511 55	TMC comp with oil container	1	1	Endurance make
2	AB 1510 69	Push rod complete	1	1	For AB151063
	24 1510 87	Push rod complete	1	1	For 24151155
3	39 0294 15	Hexagon nut	3	3	For AB151063
	24 1510 94	Hexagon nut	3	3	For 24151155
4	AB 1510 07	Fork brake actuation	1	1	For AB151063
	24 1510 90	Fork rod push	1	1	For 24151155
5	AB 1511 04	Oil container with cap	1	1	For AB151063
	AB 1510 54	Oil container with cap	1	1	For 24151155
6	AB 1511 05	Cap br. oil reservoir	1	1	For AB151063
	AB 1510 72	Cap br. oil reservoir	1	1	For 24151155
7	AB 1510 71	Grommet oil reservoir	2	2	For AB151063
8	39 0761 01	Screw pan cross	2	2	For AB151063
	24 1510 93	Screw reservoir mtg.	2	2	For 24151155
9	AB 1510 73	Major kit	1	1	For AB151063
	24 1510 97	Major kit	1	1	For 24151155
10	AB 1510 74	Minor kit	1	1	For AB151063
	24 1510 98	Minor kit	1	1	For 24151155



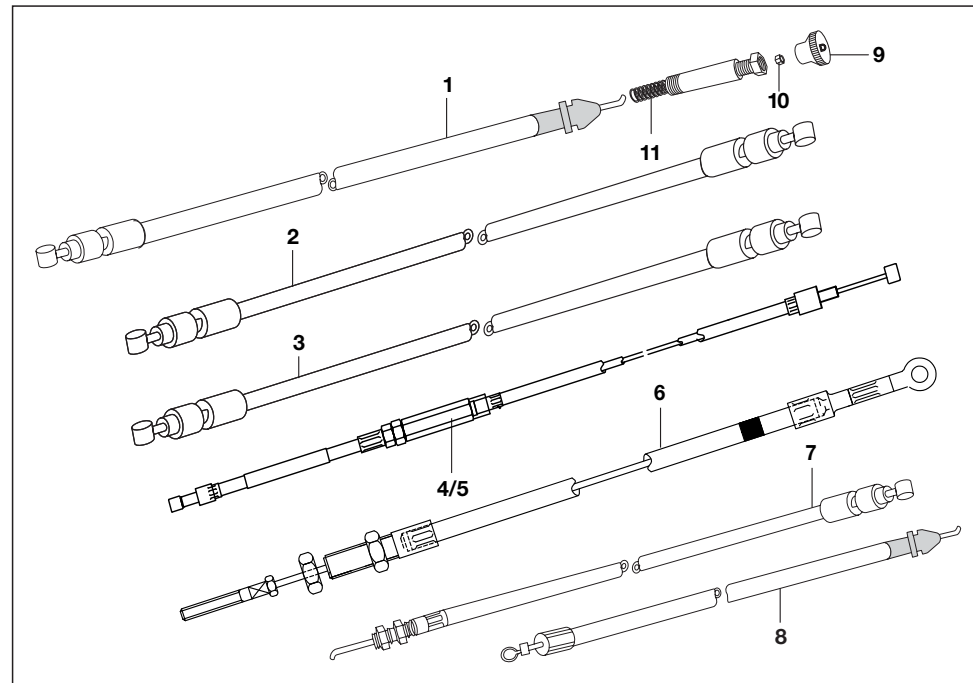
No.	Part No.	Description	Qty/Veh.		Remarks
			CNG	LPG	
11	39 1224 11	Plain washer	2	2	
12	39 1582 11	Plain washer	2	2	
13	39 1389 04	Hexagon bolt	2	2	For AB151063
	24 1510 95	Hexagon bolt	2	2	For 24151155
14	BA 1611 34	Bracket master cylinder mtg.	1	1	
15	39 0200 11	Plain washer	3	3	
16	39 0265 12	Plain washer	3	3	
17	39 0310 15	Hex nut	3	3	
18	24 1510 79	Boot ring	1	1	For 24151155



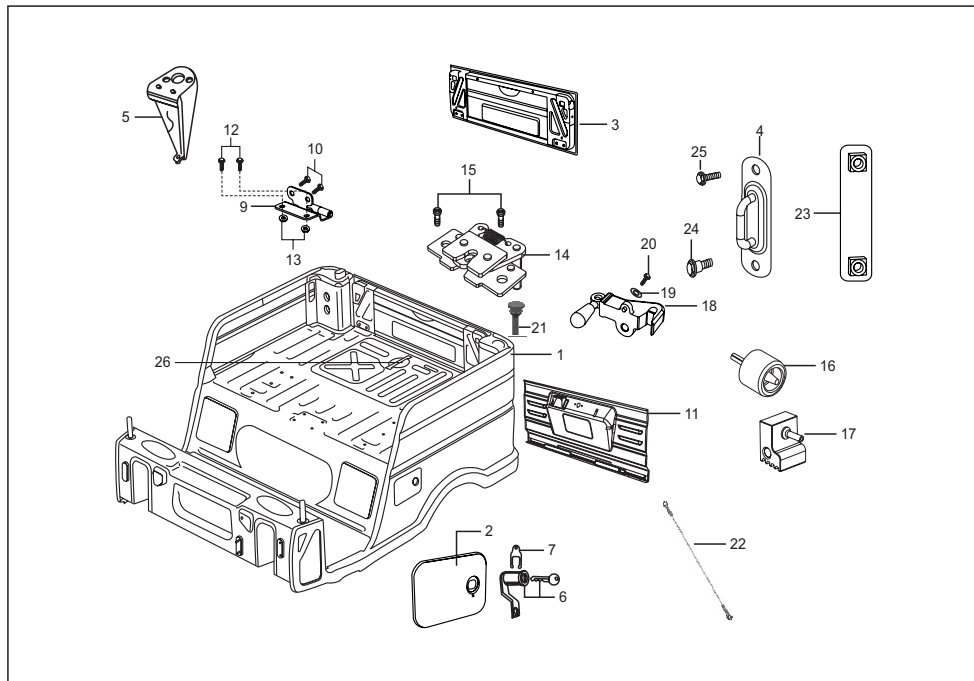
No.	Part No.	Description	Qty/Veh.		Remarks
			CNG	LPG	
1	BG 1138 06	Brake pipe front	1	1	
2	BG 1138 04	Brake pipe left	1	--	
3	BG 1318 05	Brake pipe right	1	1	
4	AB 1510 50	Connector brake pipe	2	2	
5	BG 1138 11	Clamp brake pipe	10	10	
6	BG 1138 06	Bracket for 3 way connector	1	1	
7	39 1672 04	Flange Bolt	1	1	
8	AD 1510 21	Connector 3 way	1	1	
9	39 1074 04	Bolt Flanged	1	1	
10	39 0798 15	Nut Hex	1	1	
11	BG 1318 07	Pipe assly brake front	1	1	
12	21 1504 22	Copper Washer	12	12	
13	AB 1510 49	Bolt banjo	6	6	
14	AB 1510 48	Flexible Brake Pipe Front	1	1	



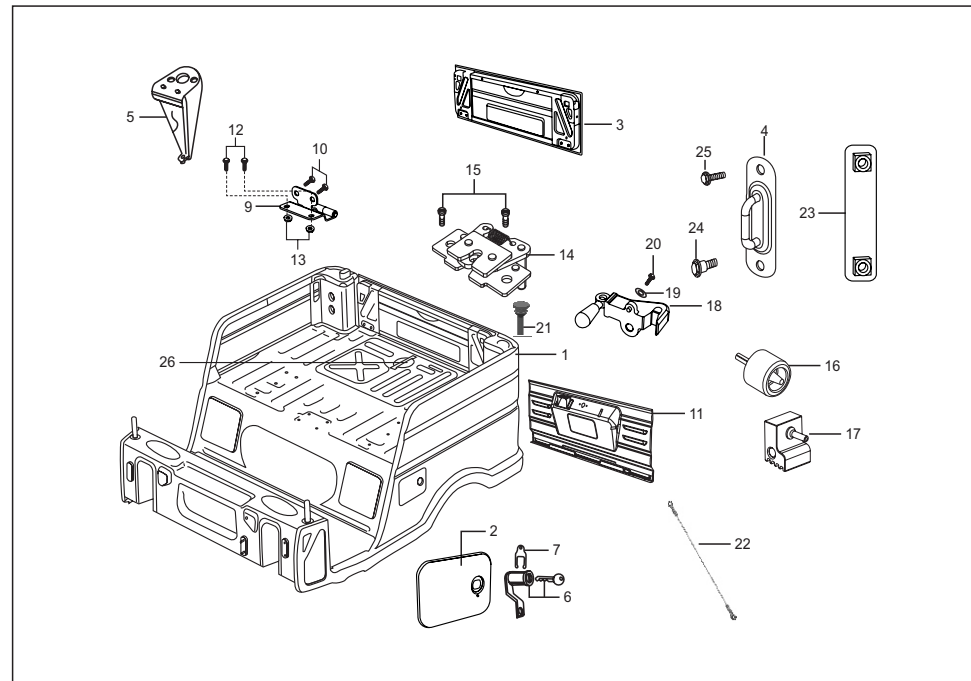
No.	Part No.	Description	Qty/Veh.		Remarks
			CNG	LPG	
1	24 1511 64	Wheel Cylinder Rear	1	1	
2	24 1511 07	Major kit	1	1	N.I
3	24 1511 14	Minor kit	1	1	N.I



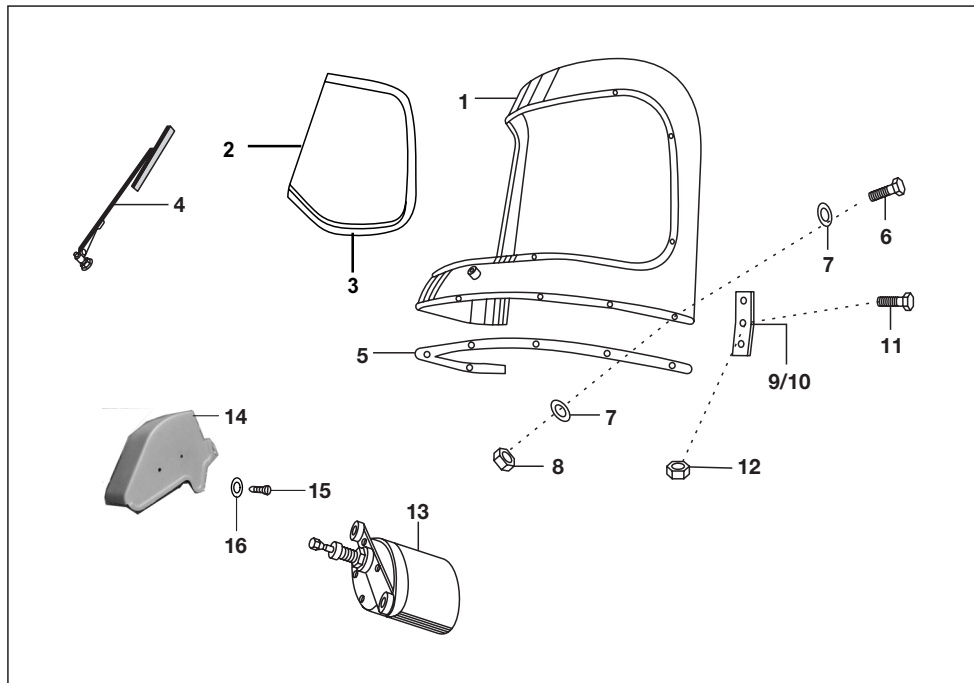
No.	Part No.	Description	Qty/Veh.		Remarks
			CNG	LPG	
1	AZ 1612 01	Choke cable comp	1	1	
2	AZ 1612 04	Acceleration cable assly.	1	1	
3	AZ 1612 03	Clutch Cable assly.	1	1	
4	BA 1910 51	Gear Cable assly.	1	1	White
5	BA 1910 52	Gear Cable assly.	1	1	Black
6	BG 1318 02	Cable Assly. H/Br. Front	1	1	
7	24 1510 59	Cable Assly. H/Br. Rear LH	1	1	
	24 1510 60	Cable Assly. H/Br. Rear RH	1	1	
8	AZ 1612 02	Rev. Cable assly.	1	1	
9	AL 1910 39	Knob	1	1	
10	39 0291 15	Nut	1	1	
11	AL 1910 26	Release Spring	1	1	



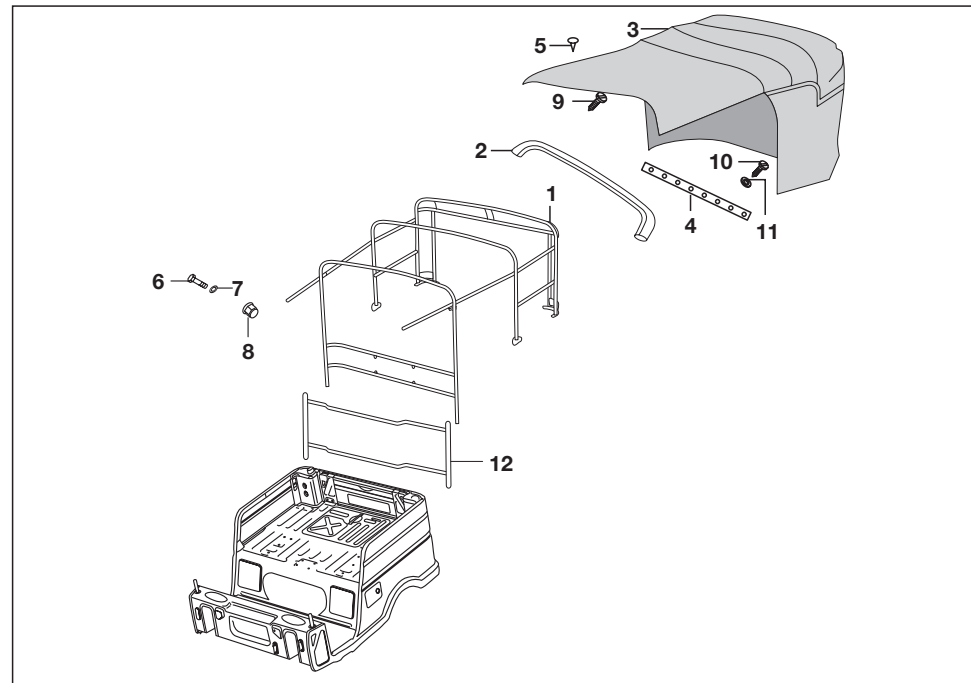
No.	Part No.	Description	Qty/Veh.		Remarks
			CNG	LPG	
1	AZ 2110 18	Body Assembly	1	1	
2	BH 2110 12	Door assembly fuel filling	1	1	
3	BH 2110 16	Door Upper	1	1	
4	BH 2110 51	Bkt. hook upper door	2	2	
5	22 2501 03	Fare meter bracket	1	1	
6	AA 1810 14	Lock fuel filling door	1	1	
7	BA 2310 93	Lock fuel filling door (with key)	1	1	
8	01 1607 17	Lock clip	2	2	
9	06 2210 28	Shock pad	2	2	
10	BH 2414 00	Hinge Door Rear	4	4	
11	39 1951 04	Bolt Flange M8X20	8	8	Hinge mtg on body & rear door.
12	BH 2110 93	Door Rear Lower	9	9	
13	39 2754 04	Hex Bolt M5X10	4	4	Hinge mtg body & rear door
14	39 1972 15	Nut Flange	4	4	Hinge mtg body & rear door
15	BH 2418 01	Latch Door	1	1	
16	39 1551 04	Screw M6X10	2	2	



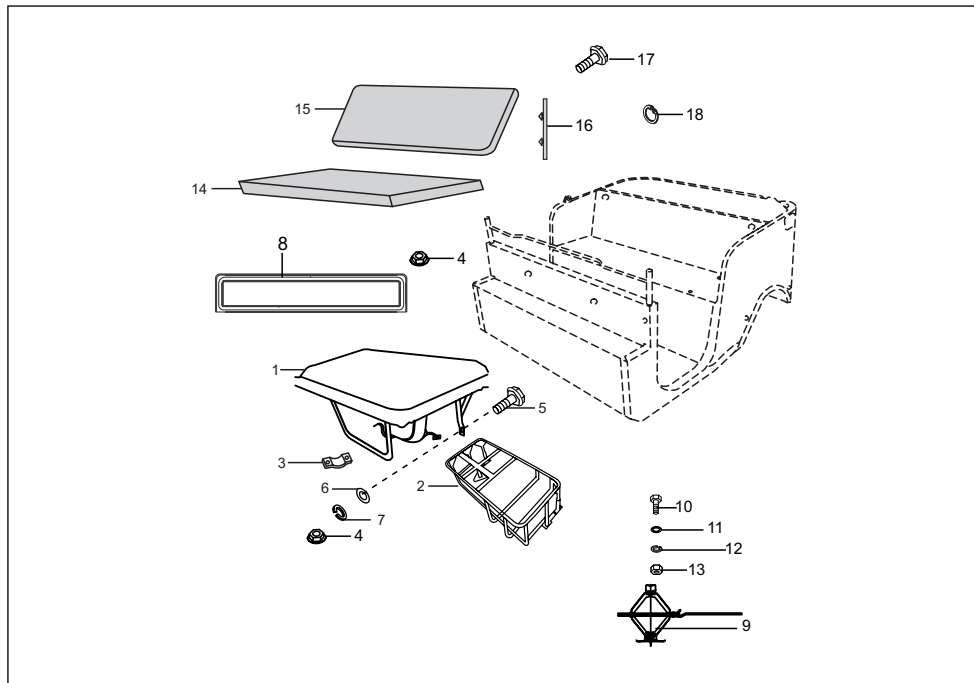
No.	Part No.	Description	Qty/Veh.		Remarks
			CNG	LPG	
16	BH 2110 62	Rubber Damper Door lower	2	2	
17	BH 2110 61	Rubber Damper Door Upper	2	2	
18	BH 2418 00	Latch Door	2	2	
19	39 1309 11	Plain Washer	2	2	
20	39 0739 04	Flange Bolt M6X20	2	2	
21	BG 2210 03	Pad rubber for engine door	2	2	
22	BH 2414 02	Cable Door holding	2	2	
23	BH 2110 52	Plate Assly.	2	2	
24	BH 2110 57	Shouldder Bolt	4	4	
25	39 1551 04	Screw M6X10	2	2	
26	BH 2110 14	Door engine access	1	1	



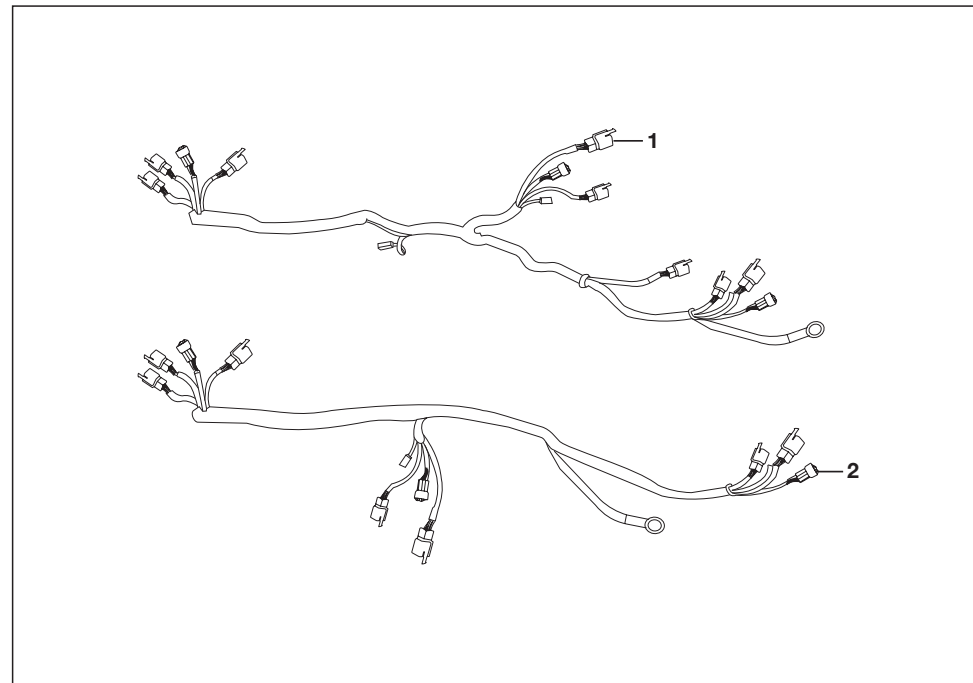
No.	Part No.	Description	Qty/Veh.		Remarks
			CNG	LPG	
1	AL 2411 05	Wind shield assly	1	1	
2	AA2310 22	Glass one piece (windshield)	1	1	
3	AA 2310 26	Rubber beading	1	1	
4	AL 2410 23	Wiper assly	1	1	
5	AL 2410 33	Packing for shield & wind shield	1	1	
6	39 0085 04	Bolt	9	9	
7	39 0258 11	Plain washer	18	18	
8	39 2484 15	Flange nut	9	9	
9	AB 2310 09	Joint plate LH	1	1	
10	AB 2310 08	Joint plate RH	1	1	
11	39 0071 04	Bolt hex head	4	4	
12	39 2484 155	Flanged nut	4	4	
13	AP 2010 57	Wiper Motor	1	1	
14	AL 1613 88	Cover Wiper Motor	1	1	
15	39 1698 01	Screw Pan Cross	2	2	
16	39 1501 11	Plain Washer `	2	2	



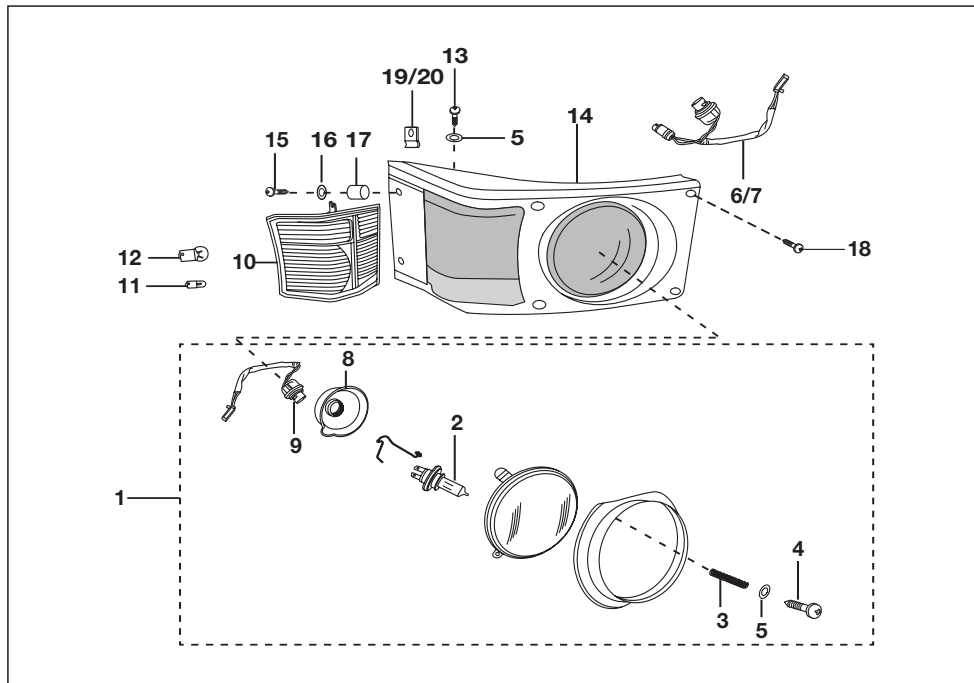
No.	Part No.	Description	Qty/Veh.		Remarks
			CNG	LPG	
1	AZ 2130 04	Hood Frame Assembly	1	1	
2	24 2311 55	Hood stick assly	1	1	
3	AZ 2130 01	Hood complete	1	1	
4	24 2304 17	Strip al. hood fixing	1	1	
5	39 0371 18	Tekas	15	15	
6	39 1159 02	Screw slotted head	8	8	
7	39 0211 11	Plain washer	8	8	
8	39 0294 15	Nut	8	8	
9	39 0372 16	Red Button	19	19	
10	39 0364 02	Screw	27	27	
11	39 0365 13	Washer cup	27	27	
12	AF 2311 39	Tube assly cross bar	1	1	



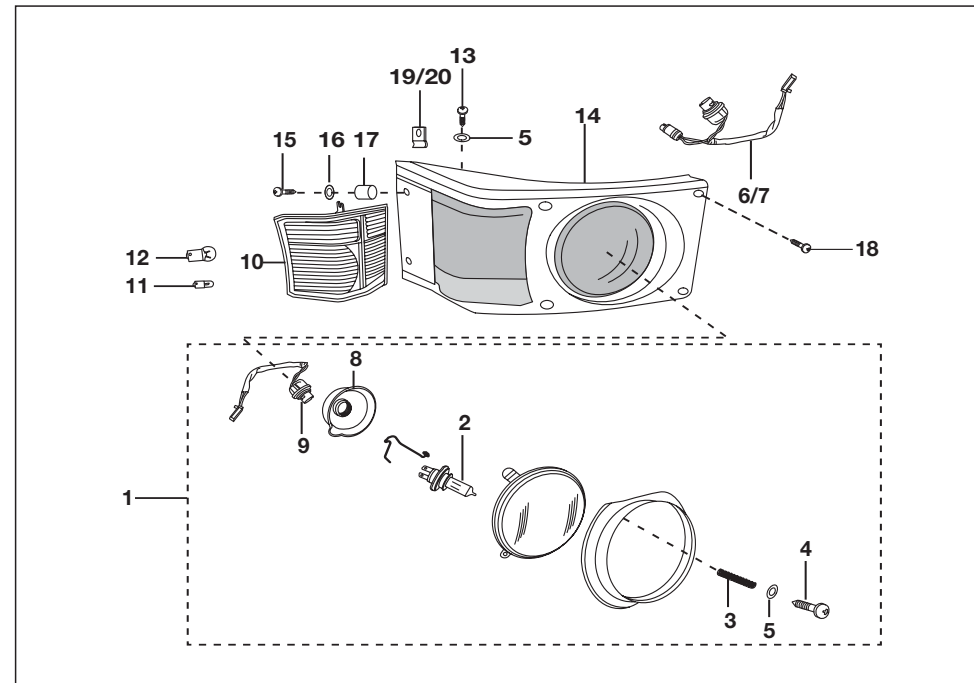
No.	Part No.	Description	Qty/Veh.		Remarks
			CNG	LPG	
1	BH 1910 20	Seat driver with damper	1	1	
2	AP 1610 54	Driver seat Frame	1	1	
3	24 2311 46	Clip	2	2	
4	39 2484 15	Flanged nut	9	9	
5	39 1946 04	Bolt Flange	2	2	
6	39 0230 11	Plain washer	4	4	
7	39 0265 12	Spring washer	2	2	
8	BH 1910 19	Driver backrest	--	1	
9	BB 2210 04	Jack assly.	1	1	
10	39 0119 04	Bolt hex head	2	2	
11	39 1224 11	Plain washer	2	2	
12	39 0788 12	Spring washer	2	2	
13	39 0294 15	Hex nut	2	2	
14	BH 1910 09	Seat Aasly. Passenger	1	1	
15	BH 1910 10	Back rest assly. Passenger	1		



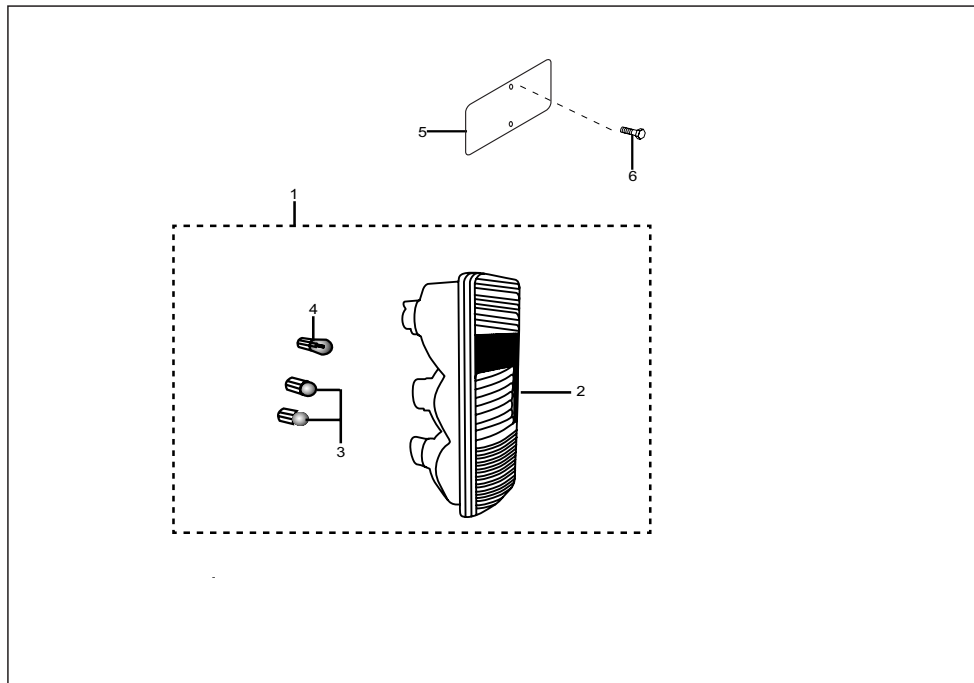
No.	Part No.	Description	Qty/Veh.		Remarks
			CNG	LPG	
1	AZ 4022 00	Wiring harness front	1	--	
	RA 4022 00	Wiring harness front	--	1	
2	AZ 4022 01	Wiring harness chassis	1	--	
	RA 4022 01	Wiring harness chassis	--	1	



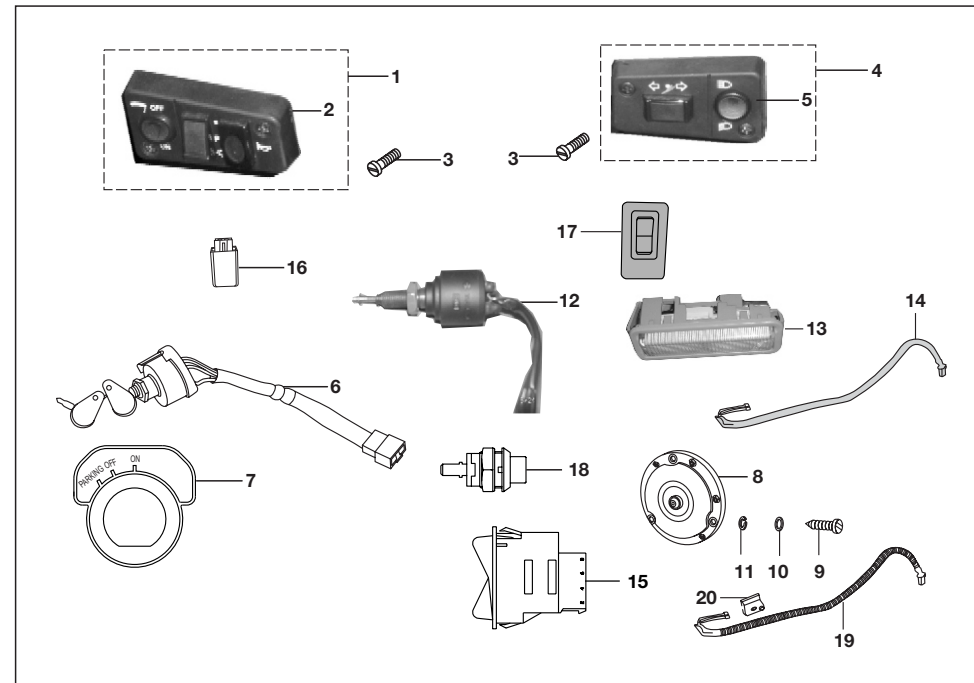
No.	Part No.	Description	Qty/Veh.		Remarks
			CNG	LPG	
1	AL 2010 65	H/L Assly. LH	1	1	
	AL 2010 66	H/L Assly. RH	1	1	
2	CI 2010 23	Lamp 12V-35/35w-HS1	2	2	
3	AL 2010 32	Spring - Head lamp Mtg	6	6	
4	39 0758 01	Screw pan cross-M5	6	6	
5	39 1839 11	Plain washer	14	14	
6	AL 2010 43	Cable assly.-Front Light LH	1		
7	AL 2010 44	Cable assly.-Front Light RH	1		
8	CL 2010 21	Rubber cap	2	2	
9	AM 2010 75	Cable assly.	2	2	
10	AL 2010 51	Ind assly. Front LH/ Lamp	1	1	
	AL 2010 17	Ind assly. Front RH/ Lamp	1	1	
11	06 2010 82	Lamp 12V 5W	2	2	
12	06 2010 83	Lamp 12V 10W	2	2	
13	39 0921 01	Screw pan cross	8	8	
14	BG 1138 02	Head lamp-Blinker Hsg LH	1		
	BG 1138 03	Head lamp-Blinker Hsg RH	1	1	
15	39 1698 01	Screw pan	4	4	



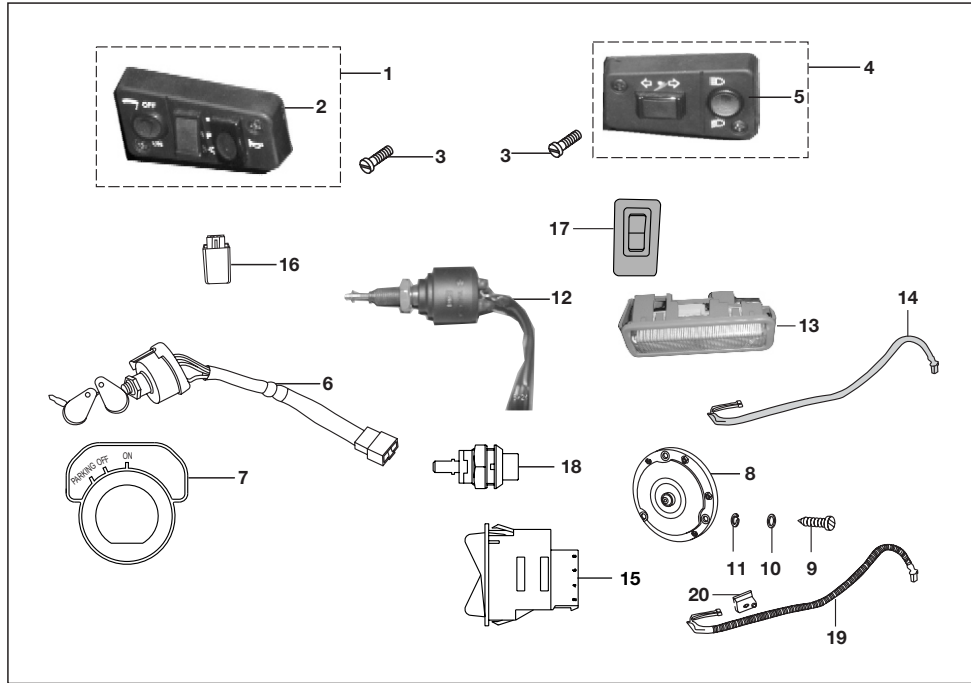
No.	Part No.	Description	Qty/Veh.		Remarks
			CNG	LPG	
16	39 0242 11	Plain washer	8	8	
17	AL 1611 91	Spacer	4	4	
18	39 0830 01	Screw Pan-M5	4	4	
19	35 1610 60	Clip Nut	12	12	
20	AL 1613 74	Clip Nut	8	8	



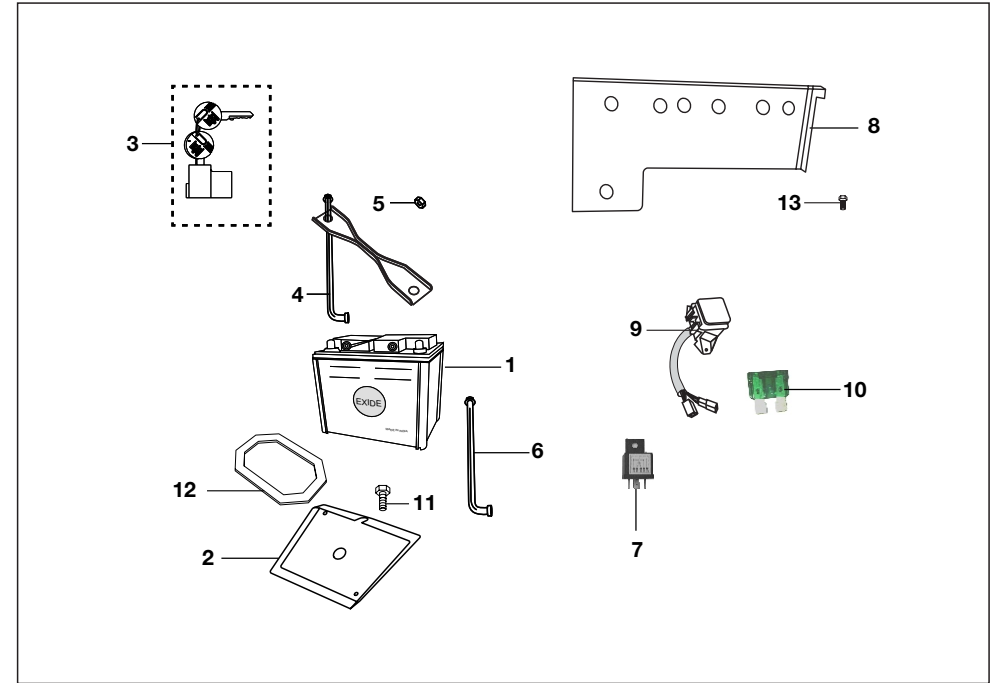
No.	Part No.	Description	Qty/Veh.		Remarks
			CNG	LPG	
1	BH 4010 00	Tail lamp LH with lamp	1	1	
1a	BH 4010 02	Tail lamp RH with lamp	1	1	
1b	AA 2012 01	Tail light assy RH with lamp	1	1	
2	AA 2012 10	Lens tail lamp	2	2	
3	06 2010 83	Lamp 12V 10W	4	4	
4	30 2010 06	Lamp 12V 10W	2	2	
5	22 1612 38	Number plate	1	1	
6	39 0817 15	Flange nut	4	4	



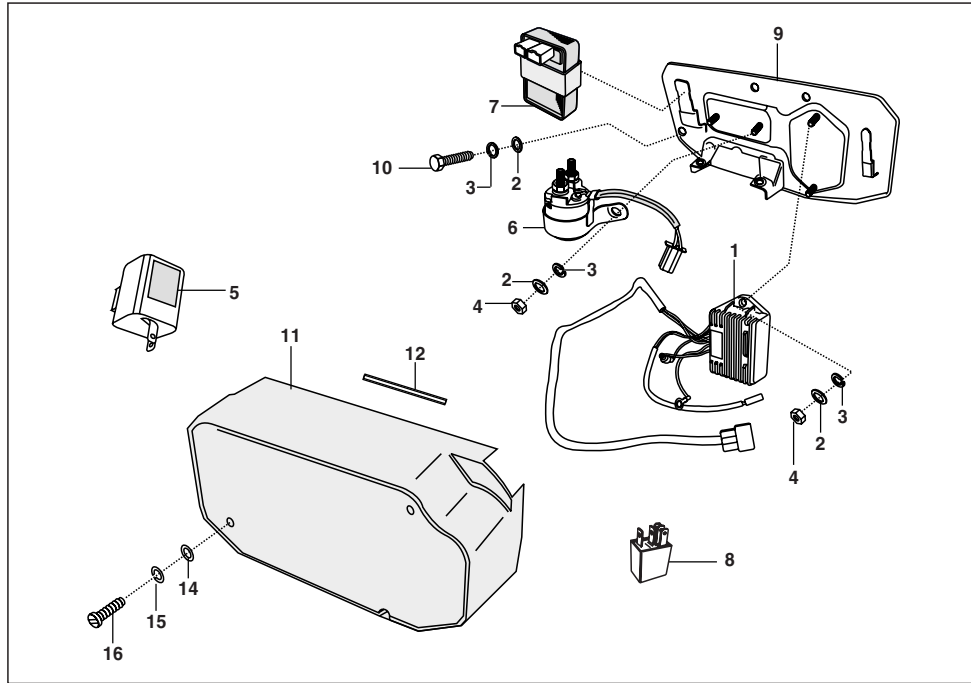
No.	Part No.	Description	Qty/Veh.		Remarks
			CNG	LPG	
1	AL 2010 61	Control switch RH	1	1	
2	AL 2010 87	Switch cover RH	1	1	
3	AL 2010 62	Screw	4	4	
4	AL 2010 60	Control switch LH	1	1	
5	AL 2010 86	Switch cover LH	1	1	
6	AF 2011 49	ON/OFF Parking switch (With key)	1	1	
7	AP 2010 12	Label parking OFF/ON switch	1	1	
8	AP 2010 99	Horn (DC)	1	1	
9	39 1557 04	Screw pan	2	2	
10	39 0197 11	Plain washer	2	2	
11	39 0262 12	Spring washer	2	2	
12	AF 2010 94	Brake switch	1	1	
13	AP 2010 58	Cabin light assembly	1	1	
14	24 2014 16	Cable assly cabin light	1	1	
15	AF 2010 53	Switch G O P selection	1	1	



No.	Part No.	Description	Qty/Veh.		Remarks
			CNG	LPG	
16	AB 2010 76	Relay Flasher	1	1	
17	AB 2010 77	Hazard Switch	1	1	
18	AF 2011 46	Starter switch	1	1	
19	24 2014 20	Cable Reverse switch	1	1	
20	DJ 2011 09	Reverse switch	1	1	



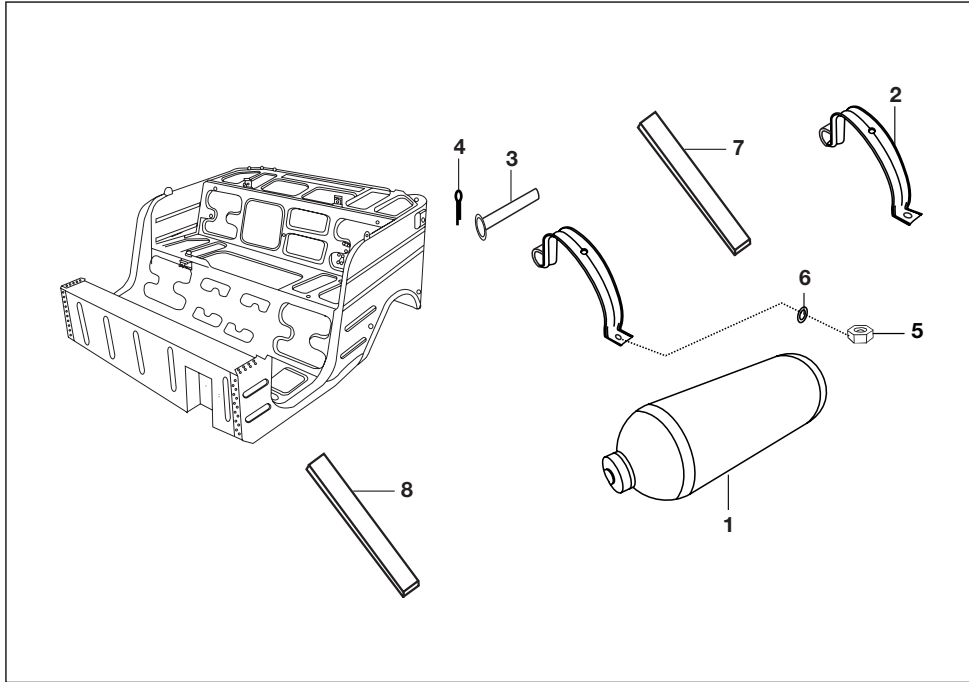
No.	Part No.	Description	Qty/Veh.		Remarks
			CNG	LPG	
1	BA 2010 01	Battery 12V 32Ah	1	1	
2	BG 1138 05	Battery base tray	1	1	
3	BB 2010 18	Lock battery	1	1	
4	AN 1610 74	Clamp Assly	1	1	
5	39 0817 15	Nut	2	2	
6	AN 1610 75	Tie rod	1	1	
7	AL 2010 12	Relay head light	1	1	
8	AP 2010 37	Plate Electrical unit Front	1	1	
9	AN 2010 12	Fuse box assembly	1	1	
10	AK 2010 12	Fuse blade type 10 Amp	6	6	
11	39 1681 04	Flange Bolt	2	2	
12	BA 1610 29	Packing Battery	1	1	
13	39 2208 04	Flanged bolt	1	1	



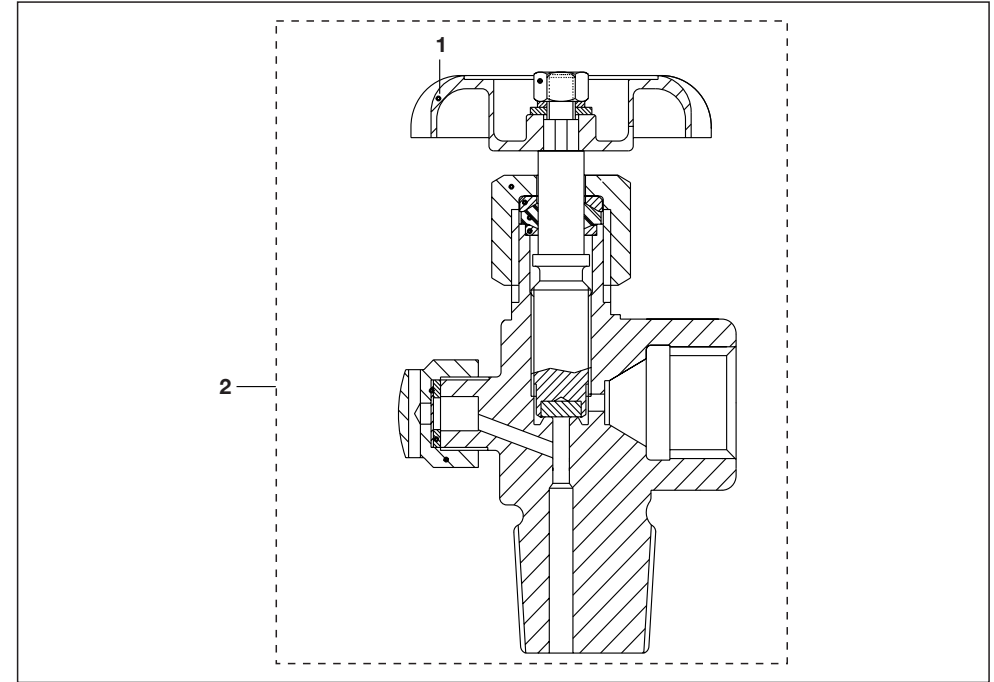
No.	Part No.	Description	Qty/Veh.		Remarks
			CNG	LPG	
1	AF 2010 36	Assly. regulator	1	1	
2	39 0198 11	Plain washer	8	8	
3	39 0263 12	Spring washer	8	8	
4	39 0291 15	Hex nut	5	5	
5	AB 2010 76	Assembly D.C.Flasher	1	1	
6	AA 2010 12	Starter relay	1	1	
7	AN 1110 14	DC ignitor and gas controller	1	1	
8	AL 2010 12	Relay head Lamp	1	1	
9	AA 1610 60	Plate assly.mtg. electrical units	1	1	
10	39 0944 04	Bolt	3	3	
11	AA 1610 80	Cover - plate electrical unit	1	1	
12	AA 1610 81	Packing - cover	1	1	
13	39 0239 11	Plain washer	2	2	
14	39 0732 12	Spring washer	2	2	
15	39 0696 01	Slotted ch.hd.screw	2	2	



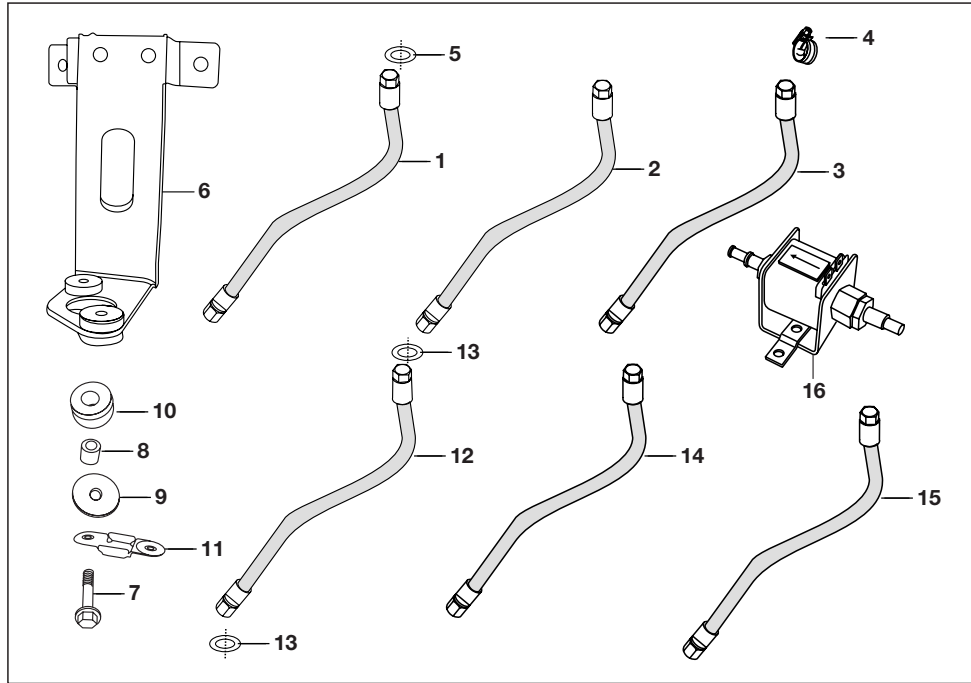
No.	Part No.	Description	Qty/Veh.		Remarks
			CNG	LPG	
1	BG 2310 00	Tool kit complete	1	1	
	24 2210 19	Tool bag *	1	1	
	24 2210 22	Flat Spanner 7x8	1	1	
	24 2210 24	Flat Spanner 13x14	1	1	
	24 2210 26	Spanner tube	1	1	
	05 2202 06	Tommy bar	1	1	
	24 2210 28	Tool plier	1	1	
	DJ 2210 14	Screw driver	1	1	
	22 2210 16	Polythene bag	1	1	
2	AA 2210 05	Mirror assly. LH	1	1	
3	AA 2210 06	Mirror assly. RH	1	1	
4	21 1704 16	Plain washer	4	4	
5	39 1829 12	Spring washer	2	2	
6	39 0296 15	Hex nut	4	4	



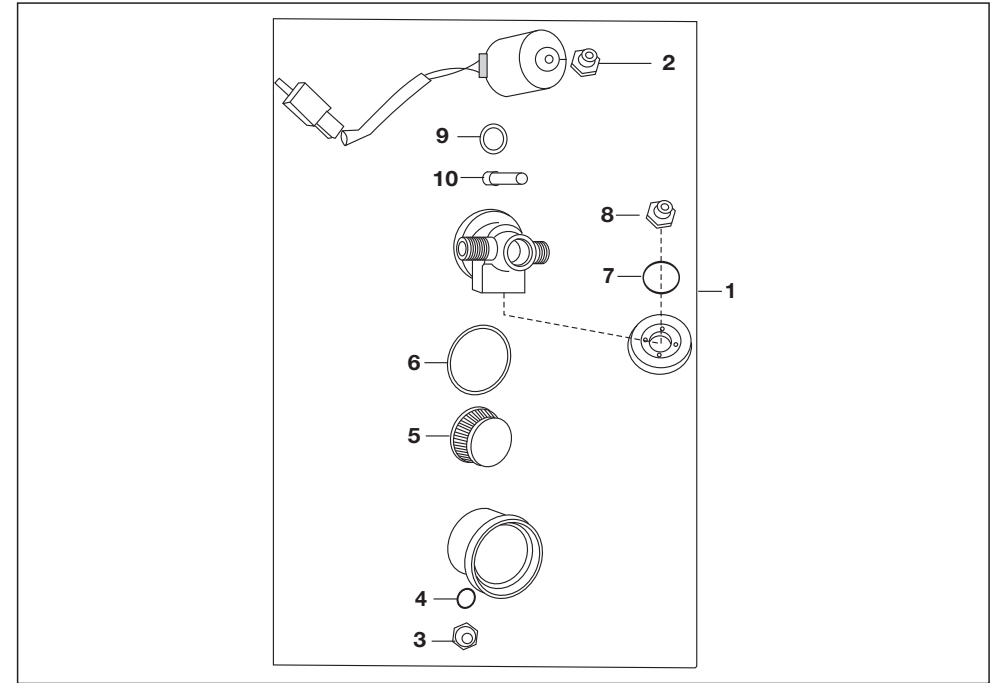
No.	Part No.	Description	Qty/Veh.		Remarks
			CNG	LPG	
1	AM 1410 03	LPG Cylinder	--	1	20 Lits. water capacity
	AF 1410 59	CNG cylinder	1	--	W/o valve EKC 267
	AF 1410 57	CNG cylinder	1	--	W/o valve Argentoil 273
	AF 1410 54	CNG cylinder	1	--	W/o valve Worthington 270
	AF 1410 52	CNG cylinder	1	--	W/o valve Faber 266
2	AF 1610 98	Assly Strap	2	2	
3	AF 1610 59	Pin for cylinder clamping strip	2	2	
4	39 0146 08	Split pin	2	2	
5	39 0302 15	Hexagon nut (M10 X1.5)	4	4	For clamping cyl.
6	39 02 01 11	Plain washer	4	4	For clamping cyl.
7	AF 1610 97	Beading Strap	2	2	
8	24 1613 72	Packing lower	2	2	



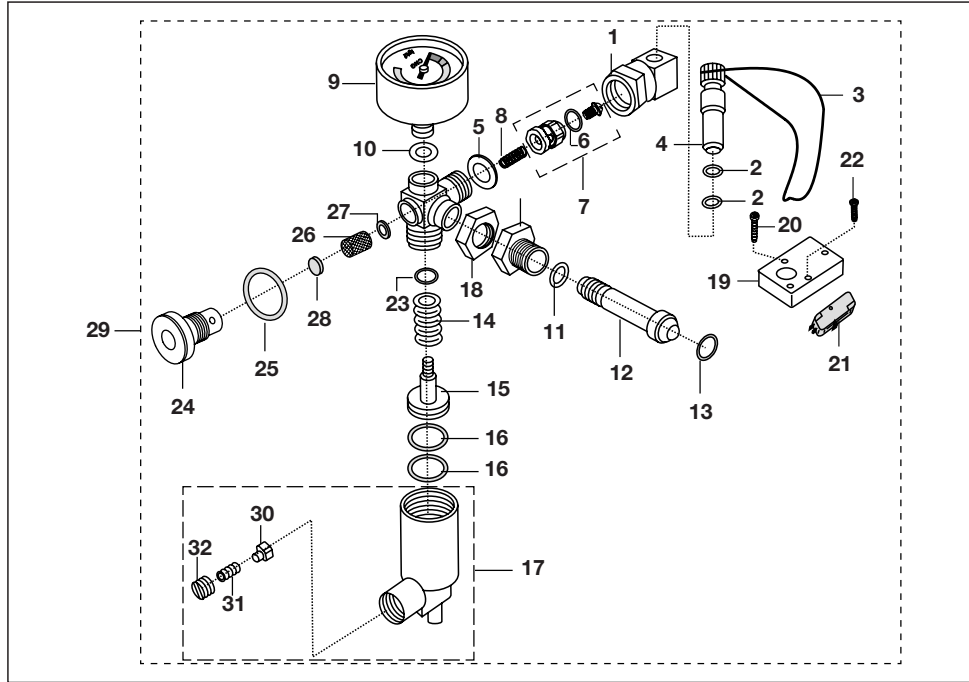
No.	Part No.	Description	Qty/Veh.		Remarks
			CNG	LPG	
1	AF 1410 08	Hand wheel	1	--	
2	AF 1410 30	Valve for CNG	1	--	



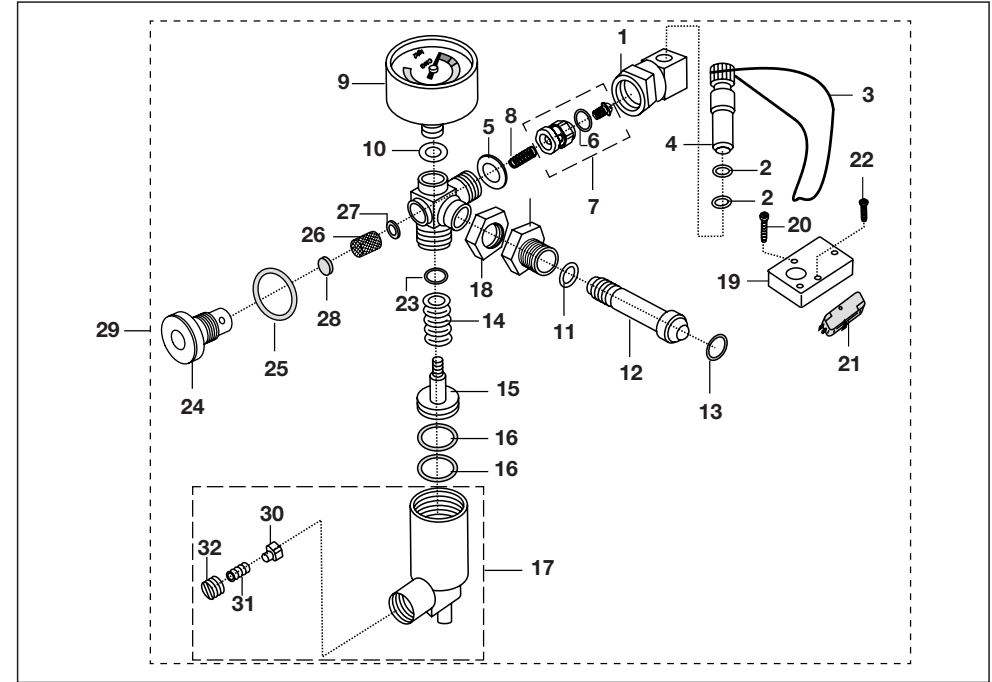
No.	Part No.	Description	Qty/Veh.		Remarks
			CNG	LPG	
1	24 1215 00	Hose HPR to solenoid	1	--	
2	24 1214 98	Hose solenoid to LPR	1	--	
3	AZ 1720 05	Low pressure hose pipe	2	--	From LPR to Mixture
4	24 1213 54	Hose clip	4	--	
5	AF 1210 12	Washer	4	--	
6	AZ 1720 04	Bracket LPR mounting	1	1	
7	JS 1720 14	Flange screw	2	2	
8	JS 1138 01	Bush LPR	2	2	
9	JS 1138 02	Washer	2	2	
10	DG 1410 19	Damper	2	2	
11	24 1614 23	Guard LPR breather	1	1	
12	AM 1211 05	Assly flex. Hose -1	--	1	Filler to MFV
13	24 1212 44	Washer	--	2	
14	24 1214 34	Assly. hose MFV to LPR	--	1	
15	RA 1720 06	Hose Regulator to mixture	--	1	
16	RA 4026 01	Solenoid Petrol	1	1	



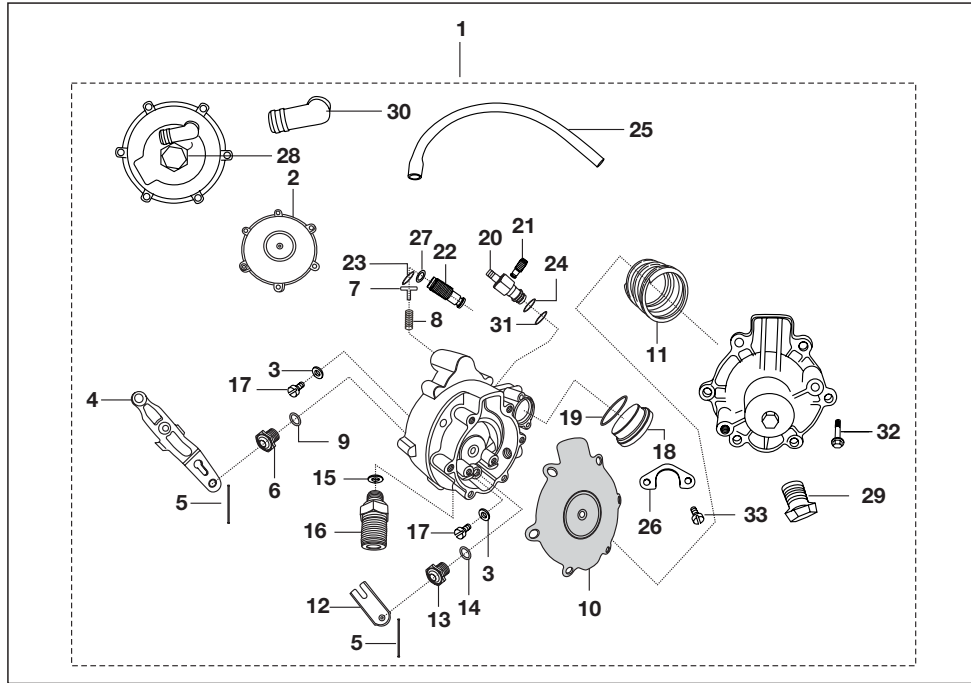
No.	Part No.	Description	Qty/Veh.		Remarks
			CNG	LPG	
1	AF 2010 67	Solenoid -CNG paper filter	1	--	
2	AF 1213 27	Lock Nut	1	--	
3	AF 1213 16	Drain plug	1	--	
4	AF 1213 17	'O' ring	1	--	
5	AF 121319	Paper filter	1	--	
6	AF 1213 20	'O' ring	1	--	
7	AF 1213 22	'O' ring	1	--	
8	AF 1213 23	Bolt	1	--	
9	AF 1213 25	'O' ring	1	--	
10	AF 1213 26	Plunger assembly	1	--	



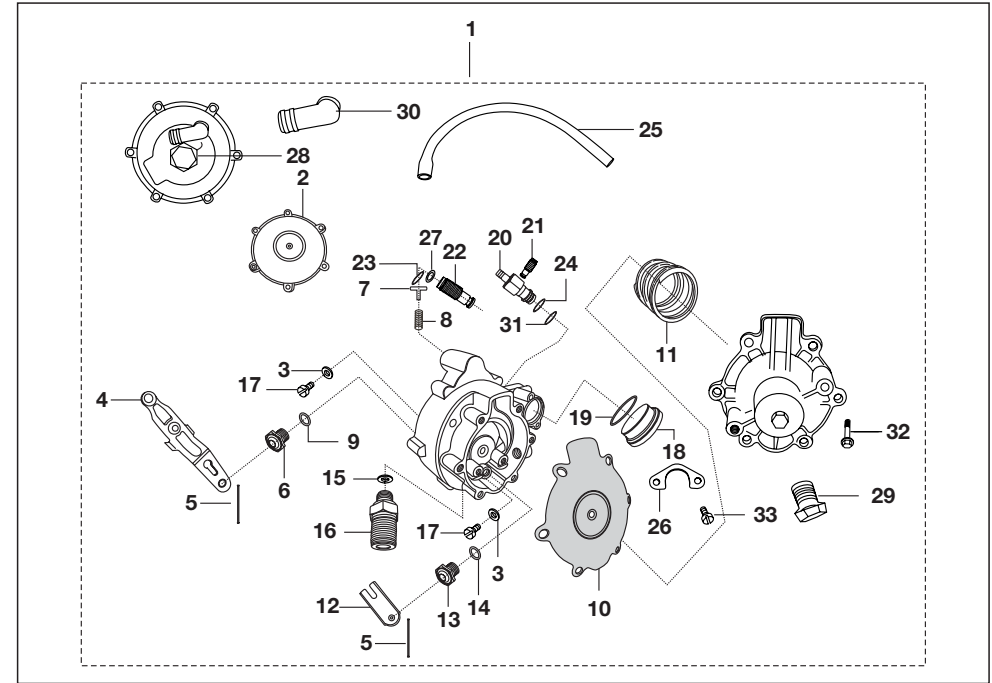
No.	Part No.	Description	Qty/Veh.		Remarks
			CNG	LPG	
1	AF 1210 04	Refueling Adaptor	1	--	
2	AF 1210 23	'O' ring	2	--	
3	AF 1210 24	String	1	--	
4	AF 1210 18	Dust plug	1	--	
5	AF 1210 25	Washer	1	--	
6	AF 1210 26	'O' ring	1	--	
7	AF 1210 27	1st stage Seat (NRV) sub assly.	1	--	
8	AF 1210 28	Spring	1	--	
9	24 2013 33	Pressure Gauge	1	--	
10	AF 1210 29	Washer	1	--	
11	AF 1210 30	Washer	1	--	
12	24 1214 56	Connector	1	--	
13	AF 1210 32	'O' ring	2	--	
14	AF 1210 34	Spring	1	--	
15	AF 1211 26	Piston assly.	1	--	
16	AF 1210 36	'O' ring	2	--	
17	AF 1211 25	1st stage Cylinder (SRV) sub assly.	1	--	



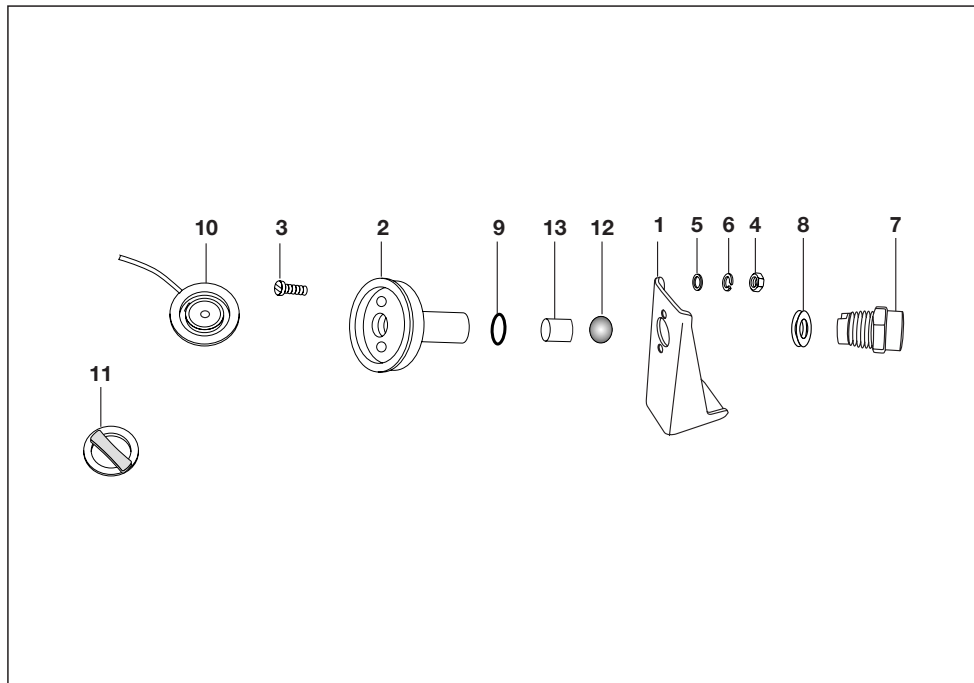
No.	Part No.	Description	Qty/Veh.		Remarks
			CNG	LPG	
18	AF 1210 38	Lock nut	1	--	
19	AF 1210 44	Mounting plate	1	--	
20	AF 1210 45	Philips screw	2	--	
21	AF 2010 10	Micro switch	1	--	
22	AF 1210 46	Philips screw	2	--	
23	AF 1211 04	'O' ring	1	--	
24	AF 1211 05	Retainer	1	--	
25	AF 1211 06	'O' ring	1	--	
26	AF 1211 07	Filter	1	--	
27	AF 1211 08	Washer	1	--	
28	AF 1210 84	Pad	1	--	
29	24 1214 13	First stage reduction unit	1	--	
30	AF 1210 41	Pad holder	1	--	
31	AF 1210 39	Relief valve spring	1	--	
32	AF 1210 40	Adjusting screw	1	--	



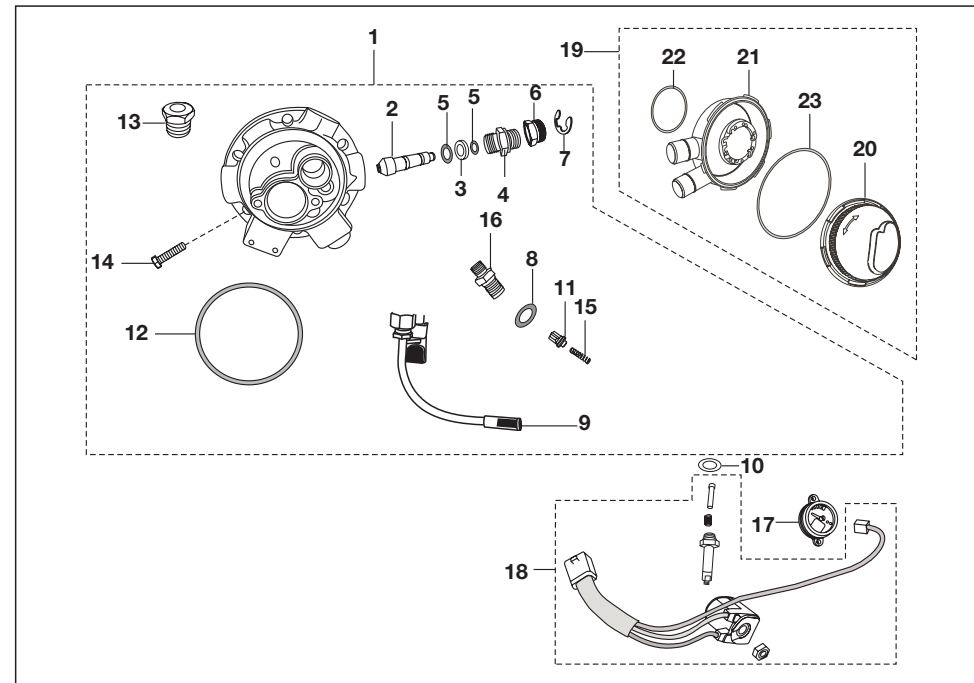
No.	Part No.	Description	Qty/Veh.		Remarks
			CNG	LPG	
1	AZ 1720 06 RA 1720 05	Regulator CNG Regulator LPG	1	--	
2	JS 1720 15	Diaphragm-Sub assly.	1	1	
3	JS 1720 38	Washer	4	4	
4	JS 1720 36	Lever	1	1	
5	24 1212 99	Pin Lever	2	2	
6	AM 1211 21	Seat	1	1	
7	JS 1720 35	Guide spring	1	1	
8	24 1213 04	Spring	1	1	
9	24 1213 06	Rubber washer	1	1	
10	JS 1720 23	Diaphragm	1	1	
11	JS 1720 27	Spring	--	1	
12	24 1215 04	Spring	1	--	
12	24 1213 12	Lever sub assly	1	1	
13	24 1213 13	Seat	1	1	
14	24 1213 14	Rubber washer	1	1	
15	24 1213 15	Washer copper	1	1	
16	AZ 1720 08 JS 1720 28	Connector inlet Connector inlet	-- 1	1 --	



No.	Part No.	Description	Qty/Veh.		Remarks
			CNG	LPG	
17	JS 1720 29	Screw	8	8	
18	24 1213 27	Plug	1	1	
19	24 1213 21	'O' ring	1	1	
20	JS 1720 32	Body -Flow control	--	1	
	JS 1720 32	Body -Flow control	1	--	
21	JS 1720 30	Screw flow control	--	1	
	JS 1720 30	Screw flow control	1	--	
22	JS 1720 20	Idling screw	1	1	
23	59 2100 17	'O' Ring	1	1	
24	AF 1211 06	'O' Ring	1	1	
25	AZ 1720 09	Breather hose	1	1	
26	JS 1720 33	Clamp	1	1	
27	AF 1211 04	'O' Ring	1	1	
28	JS 1720 18	Plug	1	1	
29	JS 1720 26	Breather -I	1	1	
30	AM 1210 91	Breather -II	1	1	
31	AM 1210 89	'O' Ring	1	1	
32	JS 1720 19	Flange screw	12	12	
33	AF 1210 70	Cheese headed screw	4	4	



No.	Part No.	Description	Qty/Veh.		Remarks
			CNG	LPG	
1	24 1214 07	BKT. Filling valve	--	1	
2	24 1212 45	Filler	--	1	
3	59 0100 10	Screw csumk for filter	--	2	
4	AF 1210 57	Nut	--	2	
5	AF 1210 58	Washer	--	2	
6	AF 1210 49	Spring washer	--	2	
7	24 1213 37	Connector for filler	--	1	
8	AF 1210 85	Washer	--	1	
9	CX 1410 46	'O' ring	--	1	
10	24 1213 94	Cap	--	1	
11	24 1213 93	Knob	--	1	
12	CX 1410 44	Steel ball	--	1	
13	CX 1410 45	Spacer	--	1	



No.	Part No.	Description	Qty/Veh.		Remarks
			CNG	LPG	
1	AU 1720 02	Multi valve - Assly vanaz	1	--	
2	36 2440 05	Spindle with pad	1	--	
3	AF 1210 69	Washer	1	--	
4	24 1212 66	Retainer - MV	1	--	
5	59 2100 13	'O' Ring	2	--	
6	24 1212 67	Knob - MFV	1	--	
7	59 1700 07	Criclip- External	1	--	
8	AU 1720 65	'O' Ring - MFV	1	--	
9	24 1212 68	Filter	1	--	
10	59 2100 15	'O' ring M-V Solenoid	1	--	
11	36 2440 04	NRV sub assly	1	--	
12	24 1212 83	'O' Ring	1	--	
13	AU 1720 52	Plug fusible	1	--	
14	AU 1720 74	Allen Screw	6	--	For mtg. Multivalve on cylinder
15	24 1212 90	Spring Conical	1	--	

Part No.	Figure No.	Page No.
01 1003 23	6	49
01 1003 42	9	49
01 1006 12	10	7
01 1007 11	7	15
01 1007 12	7	15
01 1007 13	7	15
01 1007 14	7	15
01 1103 67	4	28
01 1106 09	7	71
01 1607 17	7	68
01 1801 23	8	14
01 1902 05	9	61
03 1003 35	13	1
03 1701 09	5	38
03 1801 16	29	18
03 1902 06	10	61
05 1010 51	7	21
05 1010 56	5	49
05 1010 83	4	16
05 1510 12	8	21
05 1612 56	4	52
05 2202 06	1	82
06 1803 03	13	50
06 1910 89	6	61
06 2010 82	11	75
06 2010 83	12	75
06 2010 83	3	77
06 2210 28	8	68
13 1010 24	12	9
13 1010 31	10	8
13 1011 65	2	24
15 1011 71	5	15
15 1810 32	14	50
15 1810 33	15	50
15 1810 34	16	51
19 1611 51	15	42
21 1007 11	6	15

Part No.	Figure No.	Page No.
21 1014 27	27	18
21 1014 29	30	18
21 1503 06	4	46
21 1503 07	3	46
21 1504 20	3	47
21 1504 22	12	65
21 1604 17	7	26
21 1704 16	4	82
21 1704 19	12	1
21 1802 07	5	59
21 1803 07	14	59
21 1803 08	16	60
22 1011 15	32	19
22 1014 23	25	18
22 1310 14	5	20
22 1310 18	4	20
22 1505 15	7	47
22 1505 20	13	47
22 1505 22	18	48
22 1505 24	2	47
22 1505 25	16	48
22 1510 44	1	46
22 1510 63	14	47
22 1510 64	15	47
22 1511 06	13	45
22 1611 95	4	42
22 1703 45	13	20
22 1704 34	11	45
22 1710 07	8	49
22 1810 58	2	59
22 2001 61	6	42
22 2210 16	1	82
22 2501 03	5	68
23 1613 05	26	18
23 1613 05	9	38
24 1011 21	18	18
24 1011 77	31	19

Part No.	Figure No.	Page No.
24 1014 14	37	19
24 1014 19	19	18
24 1014 21	35	19
24 1014 22	22	18
24 1014 92	9	40
24 1015 72	39	19
24 1016 16	20	18
24 1210 69	2	30
24 1212 44	13	85
24 1212 45	2	91
24 1212 66	4	92
24 1212 67	6	92
24 1212 68	9	92
24 1212 83	12	92
24 1212 90	15	92
24 1212 99	5	89
24 1213 04	8	89
24 1213 06	9	89
24 1213 12	12	89
24 1213 13	13	89
24 1213 14	14	89
24 1213 15	15	89
24 1213 21	19	90
24 1213 27	18	90
24 1213 37	7	91
24 1213 54	4	85
24 1213 93	11	91
24 1213 94	10	91
24 1214 07	1	91
24 1214 13	29	88
24 1214 34	14	85
24 1214 56	12	87
24 1214 98	2	85
24 1215 00	1	85
24 1215 04	11	89
24 1215 05	16	89
24 1215 06	21	90

Part No.	Figure No.	Page No.
24 1215 07	20	90
24 1216 51	5	39
24 1216 56	16	85
24 1301 05	7	3
24 1301 05	4	21
24 1301 11	3	20
24 1301 13	7	20
24 1302 09	7	38
24 1302 14	8	38
24 1310 01	6	38
24 1310 08	4	38
24 1310 32	6	20
24 1310 69	8	20
24 1310 70	8	20
24 1310 75	5	21
24 1310 80	2	44
24 1310 81	3	44
24 1310 82	4	44
24 1310 95	10	44
24 1410 94	5	44
24 1411 25	4	39
24 1505 06	11	47
24 1505 07	12	47
24 1510 59	7	67
24 1510 60	7	67
24 1510 61	1	47
24 1510 67	14	57
24 1510 68	15	57
24 1510 69	16	57
24 1510 79	18	64
24 1510 87	2	63
24 1510 90	4	63
24 1510 93	8	63
24 1510 94	3	63
24 1510 95	13	64
24 1510 97	9	63
24 1510 98	10	63

Part No.	Figure No.	Page No.	Part No.	Figure No.	Page No.
24 1510 99	1	58	24 1511 76	17	57
24 1510 99	1	66	24 1511 78	2	56
24 1511 07	2	58	24 1511 79	22	57
24 1511 07	2	66	24 1511 80	17	57
24 1511 10	2	46	24 1511 81	18	57
24 1511 14	3	58	24 1511 82	21	57
24 1511 14	3	66	24 1609 24	8	26
24 1511 19	1	56	24 1610 03	5	26
24 1511 20	1	56	24 1612 67	2	39
24 1511 29	5	56	24 1613 12	11	42
24 1511 30	4	56	24 1613 19	38	19
24 1511 31	6	56	24 1613 56	3	42
24 1511 32	7	56	24 1613 67	7	40
24 1511 33	8	56	24 1613 68	18	41
24 1511 34	9	56	24 1613 69	22	41
24 1511 35	10	56	24 1613 70	21	41
24 1511 36	3	56	24 1613 71	9	40
24 1511 37	11	56	24 1613 72	8	83
24 1511 38	12	56	24 1614 23	11	85
24 1511 39	13	56	24 1614 24	21	43
24 1511 44	5	56	24 1614 43	21	51
24 1511 45	9	47	24 1614 46	19	43
24 1511 46	10	47	24 1614 92	8	40
24 1511 47	4	47	24 1704 31	25	33
24 1511 48	19	48	24 1705 05	8	45
24 1511 51	5	56	24 1705 07	4	45
24 1511 52	7	56	24 1710 24	11	49
24 1511 54	8	47	24 1710 49	2	45
24 1511 55	1	63	24 1710 55	9	45
24 1511 68	22	57	24 1710 66	9	44
24 1511 69	17	57	24 1710 75	12	45
24 1511 70	18	57	24 1710 94	1	45
24 1511 71	19	57	24 1711 18	10	45
24 1511 72	20	57	24 1711 20	1	49
24 1511 73	21	57	24 1711 21	2	49
24 1511 74	2	56	24 1810 32	12	50
24 1511 75	22	57	24 1810 33	6	50

Part No.	Figure No.	Page No.	Part No.	Figure No.	Page No.
24 1810 34	2	50	28 1010 57	13	9
24 1810 46	7	50	28 1010 80	26	2
24 1810 47	11	50	28 1011 10	12	7
24 1810 51	12	59	28 1011 18	19	8
24 1902 24	9	42	28 1011 19	4	8
24 1910 96	1	61	28 1011 25	15	9
24 1910 98	3	61	28 1011 29	7	9
24 1910 99	12	61	28 1011 41	21	2
24 1911 00	2	61	28 1011 67	2	10
24 1911 01	4	61	29 1210 81	19	31
24 1911 05	8	61	30 1010 53	5	17
24 1911 31	3	67	30 1011 97	8	13
24 1911 34	4	67	30 1510 39	2	21
24 1911 35	5	67	30 2010 06	4	77
24 2013 33	9	87	30 2110 05	11	36
24 2014 16	14	78	31 1010 18	6	9
24 2014 20	19	79	31 1010 19	5	9
24 2014 45	13	78	31 1010 20	8	9
24 2210 19	1	82	31 1010 22	4	9
24 2210 22	1	82	31 1011 41	9	12
24 2210 24	1	82	31 1011 73	4	7
24 2210 26	1	82	31 1210 41	15	32
24 2210 27	1	82	33 1410 07	9	39
24 2210 28	1	82	33 1410 08	10	39
24 2301 85	9	73	35 1010 60	15	21
24 2301 86	11	73	35 1610 60	16	41
24 2304 17	4	71	35 1610 60	19	76
24 2310 90	6	73	35 1710 40	8	54
24 2310 91	7	73	36 2440 04	11	92
24 2311 46	3	72	36 2440 05	2	92
24 2311 55	2	71	39 0071 04	18	51
24 2311 57	10	73	39 0012 01	14	40
241614 84	24	43	39 0071 04	10	52
25 2310 62	1	73	39 0071 04	11	70
25 2310 64	5	73	39 0071 04	8	73
28 1010 22	10	34	39 0080 04	5	24
28 1010 38	7	14	39 0083 04	11	26

Part Index

RE 205M

Part No.	Figure No.	Page No.
39 0085 04	6	70
39 0106 04	17	48
39 0119 04	10	72
39 0146 08	23	18
39 0146 08	7	62
39 0146 08	4	83
39 0192 10	6	59
39 0197 11	15	16
39 0197 11	5	28
39 0197 11	4	29
39 0197 11	2	73
39 0197 11	10	78
39 0198 11	14	26
39 0198 11	15	59
39 0198 11	2	81
39 0199 11	6	62
39 0201 11	6	83
39 0200 11	15	17
39 0200 11	15	64
39 0201 11	7	24
39 0201 11	3	26
39 0201 11	8	59
39 0208 11	3	62
39 0213 11	6	14
39 0219 11	9	16
39 0219 11	3	23
39 0219 11	3	52
39 0219 11	7	8
39 0230 11	6	72
39 0230 11	12	73
39 0239 11	13	81
39 0240 11	10	17
39 0242 11	15	40
39 0242 11	16	76
39 0248 11	9	26
39 0251 11	6	26
39 0258 11	7	70

Part No.	Figure No.	Page No.
39 0262 12	6	28
39 0262 12	5	29
39 0262 12	3	73
39 0262 12	11	78
39 0263 12	15	26
39 0263 12	15	53
39 0263 12	3	81
39 0265 12	7	72
39 0265 12	12	20
39 0265 12	16	64
39 0269 12	13	49
39 0291 15	20	37
39 0291 15	13	40
39 0291 15	10	67
39 0291 15	4	73
39 0291 15	4	81
39 0292 15	11	38
39 0294 15	13	72
39 0294 15	3	63
39 0294 15	8	71
39 0294 15	14	73
39 0296 15	21	18
39 0296 15	2	26
39 0296 15	4	54
39 0296 15	10	59
39 0296 15	6	82
39 0302 15	5	83
39 0303 15	14	49
39 0310 15	17	64
39 0312 15	6	24
39 0312 15	12	53
39 0326 15	11	61
39 0342 17	10	49
39 0364 02	10	71
39 0365 13	11	71
39 0371 18	5	71
39 0372 16	9	71

Part Index

RE 205M

Part No.	Figure No.	Page No.
39 0408 04	6	29
39 0426 06	6	16
39 0426 06	1	22
39 0427 06	10	3
39 0435 01	14	17
39 0435 01	9	20
39 0467 15	3	45
39 0467 15	6	45
39 0505 04	2	52
39 0508 09	5	1
39 0550 11	2	16
39 0557 17	13	10
39 0630 08	4	62
39 0663 01	12	40
39 0682 05	9	1
39 0694 15	6	47
39 0696 01	15	81
39 0697 05	18	37
39 0711 11	13	25
39 0732 12	14	81
39 0739 04	20	69
39 0740 11	18	55
39 0745 01	15	1
39 0746 01	14	9
39 0747 01	12	3
39 0747 01	7	23
39 0758 01	16	16
39 0758 01	4	75
39 0761 01	7	28
39 0761 01	8	63
39 0788 12	12	72
39 0789 12	3	54
39 0793 15	10	13
39 0798 15	3	24
39 0798 15	10	65
39 0799 08	11	17
39 0804 11	12	16

Part No.	Figure No.	Page No.
39 0817 15	32	33
39 0817 15	6	77
39 0817 15	5	80
39 0830 01	18	76
39 0834 15	9	8
39 0834 15	2	23
39 0834 15	16	25
39 0834 15	16	27
39 0855 17	4	34
39 0897 04	14	25
39 0897 04	9	29
39 0897 04	10	38
39 0921 01	13	75
39 0939 15	15	54
39 0944 04	18	27
39 0944 04	10	81
39 0973 15	10	9
39 0980 04	8	11
39 0999 06	8	34
39 1000 06	17	2
39 1000 06	3	4
39 1000 06	4	6
39 1000 06	18	8
39 1000 06	11	21
39 1013 21	6	1
39 1013 21	7	34
39 1024 01	9	9
39 1033 09	6	12
39 1035 19	3	9
39 1046 19	5	16
39 1053 15	11	7
39 1054 11	2	54
39 1057 11	10	12
39 1062 04	13	4
39 1062 04	3	10
39 1065 04	9	4
39 1074 04	9	65

Part Index

RE 205M

Part No.	Figure No.	Page No.
39 1075 04	18	2
39 1075 04	11	3
39 1075 04	10	28
39 1075 04	5	34
39 1076 01	20	43
39 1079 01	13	26
39 1079 01	14	53
39 11 80 11	10	53
39 1159 02	6	71
39 1182 15	8	44
39 1197 04	8	16
39 1214 20	11	1
39 1224 11	11	72
39 1224 11	11	64
39 1264 21	5	8
39 1283 21	13	8
39 1309 11	19	69
39 1324 20	3	3
39 1377 04	7	59
39 1379 04	4	59
39 1389 04	34	19
39 1389 04	13	64
39 1435 20	4	3
39 1435 20	3	21
39 1441 01	9	13
39 1478 17	7	6
39 1501 11	16	70
39 1537 21	7	4
39 1537 21	14	21
39 1543 21	3	6
39 1551 04	15	68
39 1551 04	25	69
39 1552 04	10	24
39 1553 04	8	36
39 1556 04	8	39
39 1557 04	9	78
39 1562 21	12	54

Part No.	Figure No.	Page No.
39 1573 11	9	36
39 1575 11	3	34
39 1582 11	8	17
39 1582 11	12	64
39 1585 11	16	21
39 1587 21	1	38
39 1612 11	14	8
39 1630 15	24	2
39 1657 21	12	34
39 1672 04	12	36
39 1672 04	22	37
39 1672 04	7	65
39 1673 04	18	35
39 1674 04	17	8
39 1674 04	10	10
39 1674 04	6	34
39 1676 04	19	2
39 1680 04	7	52
39 1681 04	11	80
39 1698 01	15	70
39 1698 01	15	75
39 1702 07	5	62
39 1715 19	5	3
39 1716 19	6	3
39 1719 05	8	1
39 1719 05	1	3
39 1721 04	11	4
39 1724 20	12	10
39 1727 11	17	5
39 1737 19	16	53
39 1738 21	15	34
39 1744 19	11	13
39 1759 04	10	21
39 1765 11	19	51
39 1773 04	13	42
39 1796 11	22	2
39 1826 12	8	8

Part Index

RE 205M

Part No.	Figure No.	Page No.
39 1826 12	10	16
39 1826 12	4	23
39 1826 12	15	25
39 1826 12	11	28
39 1827 12	5	45
39 1828 12	16	18
39 1828 12	5	47
39 1828 12	13	73
39 1829 12	4	24
39 1829 12	4	26
39 1829 12	11	53
39 1829 12	9	59
39 1829 12	5	82
39 1830 12	20	51
39 1830 12	3	59
39 1839 11	5	75
39 1869 19	6	21
39 1870 19	9	3
39 1871 05	6	8
39 1885 15	8	7
39 1912 04	35	33
39 1913 04	30	33
39 1917 19	8	3
39 1927 07	5	7
39 1938 15	10	11
39 1946 04	5	72
39 1951 04	10	68
39 1963 04	10	4
39 1972 15	17	37
39 1972 15	13	68
39 2008 11	11	12
39 2038 04	6	13
39 2038 04	13	53
39 2040 21	9	10
39 2176 17	9	17
39 2208 04	13	80
39 2240 20	3	53

Part No.	Figure No.	Page No.
39 2295 15	8	32
39 2295 15	36	33
39 2295 15	13	59
39 23 7423	8	42
39 2345 01	25	37
39 2373 23	5	42
39 2393 04	1	26
39 2451 11	19	60
39 2464 17	5	53
39 2484 15	4	72
39 2484 15	7	36
39 2484 15	14	42
39 2484 15	11	52
39 2484 15	8	70
39 2484 155	12	70
39 2508 23	7	42
39 2516 04	16	55
39 2528 20	2	3
39 2534 04	18	53
39 2697 04	15	36
39 2754 04	12	68
59 0100 07	2	40
59 0100 10	3	91
59 0400 29	12	38
59 0500 01	2	8
59 1700 07	7	92
59 2000 12	7	49
59 2100 13	5	92
59 2100 15	10	92
59 2100 17	23	90
59 2100 22	11	34
AA 1010 04	14	1
AA 1010 09	3	12
AA 1010 13	9	6
AA 1010 15	4	10
AA 1010 48	1	14
AA 1010 50	1	15

Part Index

RE 205M

Part No.	Figure No.	Page No.
AA 1010 51	2	15
AA 1010 52	3	15
AA 1010 53	4	15
AA 1010 54	4	14
AA 1010 55	9	15
AA 1010 57	10	20
AA 1010 58	11	20
AA 1010 61	9	14
AA 1010 73	2	13
AA 1010 76	6	4
AA 1010 77	8	4
AA 1010 84	11	16
AA 1011 08	5	14
AA 1011 22	1	17
AA 1011 23	2	1
AA 1011 24	4	1
AA 1011 34	5	10
AA 1011 37	11	9
AA 1011 38	6	7
AA 1011 39	7	7
AA 1011 42	5	12
AA 1011 43	10	1
AA 1011 45	7	1
AA 1011 50	1	23
AA 1011 56	12	15
AA 1011 56	6	17
AA 1011 68	7	13
AA 1011 94	10	26
AA 1012 07	4	12
AA 1012 09	4	17
AA 1012 12	5	22
AA 1012 13	12	12
AA 1012 15	3	17
AA 1012 20	12	28
AA 1012 21	25	2
AA 1012 49	3	1
AA 1012 58	14	16

Part No.	Figure No.	Page No.
AA 1012 60	7	16
AA 1012 61	1	16
AA 1012 62	6	23
AA 1012 77	28	18
AA 1012 83	8	24
AA 1012 86	2	17
AA 1012 88	7	17
AA 1012 89	13	17
AA 1012 91	24	18
AA 1012 95	2	14
AA 1012 97	12	17
AA 1013 22	8	23
AA 1013 28	20	2
AA 1013 29	33	19
AA 1013 30	36	19
AA 1013 37	12	4
AA 1013 45	9	7
AA 1013 64	7	11
AA 1013 84	9	28
AA 1013 85	5	23
AA 1013 92	10	15
AA 1013 96	2	4
AA 1014 00	7	12
AA 1014 01	8	12
AA 1014 24	3	7
AA 1014 68	15	4
AA 1014 70	2	11
AA 1014 71	3	11
AA 1014 72	5	11
AA 1014 73	6	11
AA 1014 74	9	11
AA 1014 75	16	5
AA 1014 78	4	11
AA 1014 79	3	13
AA 1014 81	1	13
AA 1014 84	4	13
AA 1014 91	5	13

Part Index

RE 205M

Part No.	Figure No.	Page No.
AA 1014 99	13	7
AA 1015 12	9	23
AA 1015 16	7	10
AA 1015 31	8	10
AA 1015 48	9	34
AA 1015 50	6	10
AA 1015 55	8	15
AA 1015 69	11	10
AA 1015 70	6	22
AA 1015 71	17	18
AA 1015 77	16	8
AA 1015 85	12	25
AA 1015 88	11	15
AA 1015 89	2	7
AA 1015 91	2	12
AA 1015 92	1	12
AA 1015 93	1	11
AA 1015 94	12	8
AA 1015 95	16	37
AA 1015 97	19	37
AA 1016 14	1	21
AA 1016 23	4	36
AA 1016 26	5	36
AA 1016 28	21	37
AA 1110 52	8	28
AA 1110 58	8	29
AA 1110 74	2	29
AA 1110 76	3	29
AA 1110 77	7	29
AA 1210 06	13	34
AA 1210 10	17	35
AA 1210 59	2	34
AA 1210 60	1	34
AA 1210 71	16	32
AA 1211 26	1	32
AA 1211 36	14	36
AA 1211 37	15	31

Part No.	Figure No.	Page No.
AA 1310 02	1	20
AA 1310 04	13	38
AA 1310 17	13	21
AA 1310 25	2	38
AA 1310 33	2	20
AA 1310 49	12	21
AA 1310 57	1	44
AA 1310 58	1	44
AA 1410 57	7	39
AA 1610 60	9	81
AA 1610 73	17	27
AA 1610 80	11	81
AA 1610 81	12	81
AA 1710 06	3	49
AA 1710 07	4	49
AA 1710 11	12	49
AA 1910 32	7	61
AA 1910 68	8	67
AA 1910 73	2	67
AA 1910 75	1	67
AA 2010 12	6	81
AA 2010 48	15	73
AA 2011 99	1	77
AA 2012 01	1	77
AA 2012 10	2	77
AA 2210 05	2	82
AA 2210 06	3	82
AA 2310 26	3	70
AA 2510 01	14	38
AA 2510 03	15	38
AA2310 22	2	70
AB 1010 14	16	2
AB 1010 38	5	4
AB 1010 67	3	14
AB 1010 84	4	4
AB 1010 85	14	3
AB 1011 00	12	13

Part Index

RE 205M

Part No.	Figure No.	Page No.
AB 1210 17	19	33
AB 1510 07	4	63
AB 1510 14	2	62
AB 1510 48	14	65
AB 1510 49	13	65
AB 1510 50	4	65
AB 1510 52	11	65
AB 1510 54	5	63
AB 1510 63	1	63
AB 1510 69	2	63
AB 1510 71	7	63
AB 1510 72	6	63
AB 1510 73	9	63
AB 1510 74	10	63
AB 1511 04	5	63
AB 1511 05	6	63
AB 1511 26	1	62
AB 1710 16	9	54
AB 1810 11	3	50
AB 1810 12	4	50
AB 1810 17	8	50
AB 1810 19	9	50
AB 1810 20	10	50
AB 1810 22	11	59
AB 1810 33	5	50
AB 2010 76	5	81
AB 2010 77	17	79
AB 2310 08	10	70
AB 2310 09	9	70
AD 1510 21	8	65
AE 1310 03	3	38
AF 1210 04	1	87
AF 1210 12	5	85
AF 1210 18	4	87
AF 1210 23	2	87
AF 1210 24	3	87
AF 1210 25	5	87

Part No.	Figure No.	Page No.
AF 1210 26	6	87
AF 1210 27	7	87
AF 1210 28	8	87
AF 1210 29	10	87
AF 1210 30	11	87
AF 1210 32	13	87
AF 1210 34	14	87
AF 1210 36	16	87
AF 1210 38	18	88
AF 1210 39	31	88
AF 1210 40	32	88
AF 1210 41	30	88
AF 1210 44	19	88
AF 1210 45	20	88
AF 1210 46	22	88
AF 1210 49	6	91
AF 1210 57	4	91
AF 1210 58	5	91
AF 1210 69	3	92
AF 1210 70	33	90
AF 1210 84	28	88
AF 1210 85	8	91
AF 1211 04	23	88
AF 1211 04	27	90
AF 1211 05	24	88
AF 1211 06	25	88
AF 1211 06	24	90
AF 1211 07	26	88
AF 1211 08	27	88
AF 1211 25	17	87
AF 1211 26	15	87
AF 1211 35	1	36
AF 1213 16	3	86
AF 1213 17	4	86
AF 1213 27	2	86
AF 121319	5	86
AF 1214 24	17	32

Part Index

RE 205M

Part No.	Figure No.	Page No.
AF 1410 08	1	84
AF 1410 30	2	84
AF 1410 52	1	83
AF 1410 54	1	83
AF 1410 57	1	83
AF 1410 59	1	83
AF 1610 59	3	83
AF 1610 94	2	80
AF 1610 97	7	83
AF 1610 98	2	83
AF 2010 94	12	78
AF 2010 10	21	88
AF 2010 36	1	81
AF 2010 53	15	78
AF 2010 67	1	86
AF 2011 44	20	41
AF 2011 44	20	41
AF 2011 46	18	79
AF 2011 49	6	78
AF 2210 01	23	43
AF 2311 39	12	71
AF121320	6	86
AF121322	7	86
AF121323	8	86
AF121325	9	86
AF121326	10	86
AF2210 02	22	43
AG 1610 22	2	42
AK 2010 12	10	80
AL 1210 62	2	32
AL 1210 68	4	32
AL 1210 69	5	32
AL 1210 70	6	32
AL 1210 71	3	32
AL 1510 11	8	53
AL 1510 12	9	53
AL 1510 89	7	53

Part No.	Figure No.	Page No.
AL 1511 68	12	42
AL 1611 52	5	77
AL 1611 91	17	76
AL 1612 26	8	52
AL 1612 29	9	52
AL 1613 62	11	40
AL 1613 74	20	76
AL 1613 85	8	40
AL 1613 88	14	70
AL 1614 98	19	41
AL 1710 41	5	54
AL 1710 43	6	54
AL 1710 47	1	54
AL 1710 48	7	54
AL 1710 51	14	54
AL 1710 58	11	54
AL 1710 67	19	55
AL 1711 15	10	54
AL 1711 16	13	54
AL 1810 12	17	51
AL 1910 26	11	67
AL 1910 39	9	67
AL 1910 43	1	40
AL 2010 12	8	81
AL 2010 17	10	75
AL 2010 32	3	75
AL 2010 43	6	75
AL 2010 44	7	75
AL 2010 51	10	75
AL 2010 60	4	78
AL 2010 61	1	78
AL 2010 62	3	78
AL 2010 65	1	75
AL 2010 66	1	75
AL 2010 86	5	78
AL 2010 87	2	78
AL 2011 06	17	41

Part No.	Figure No.	Page No.
AL 2410 23	4	70
AL 2410 25	1	70
AL 2410 33	5	70
AM 121089	31	90
AM 1211 05	12	85
AM 1211 21	6	89
AM 1410 03	1	83
AM 1410 04	3	39
AN 1010 06	8	6
AN 1010 07	2	6
AN 1010 09	1	9
AN 1010 10	2	9
AN 1010 12	3	8
AN 1010 13	1	8
AN 1010 33	13	3
AN 1010 68	1	10
AN 1010 70	23	2
AN 1010 72	1	7
AN 1010 83	14	4
AN 1011 09	1	4
AN 1011 16	4	22
AN 1011 22	5	6
AN 1011 23	1	6
AN 1011 24	6	6
AN 1110 14	7	81
AN 1210 81	14	34
AN 1210 82	19	35
AN 1210 85	16	35
AN 1211 11	6	36
AN 1310 22	3	22
AN 1310 39	2	22
AN 1610 74	4	80
AN 1610 75	6	80
AN 2010 12	9	80
AP 1110 23	13	16
AP 1210 66	8	75
AP 1410 08	11	39

Part No.	Figure No.	Page No.
AP 1510 02	2	53
AP 1510 17	2	56
AP 1510 19	1	53
AP 1510 22	17	53
AP 1510 25	4	53
AP 1510 26	6	53
AP 1510 28	1	56
AP 1610 35	18	43
AP 1610 38	1	52
AP 1610 47	17	60
AP 1610 48	1	59
AP 1610 54	2	72
AP 1710 01	17	55
AP 1810 12	1	50
AP 1910 15	4	40
AP 1910 21	5	40
AP 1910 57	13	70
AP 2010 06	8	78
AP 2010 12	7	78
AP 2010 21	16	79
AP 2010 37	8	80
AT 6012 03	2	36
AU 1720 02	1	92
AU 1720 52	13	92
AU 1720 65	8	92
AU 1720 74	14	92
AZ 1110 00	1	42
AZ 1610 00	16	43
AZ 1610 01	17	43
AZ 1720 04	6	85
AZ 1720 05	3	85
AZ 1720 06	1	89
AZ 1720 08	16	89
AZ 1720 09	25	90
AZ 2130 00	1	71
AZ 2213 00	3	71
AZ 2330 00	25	43

Part No.	Figure No.	Page No.
AZ 3510 00	1	28
AZ 3510 01	3	28
AZ 3510 02	2	28
AZ 3512 01	1	29
AZ 4022 00	1	74
AZ 4022 01	2	74
AZ 5010 01	1	1
AZ 5810 09	12	32
AZ 5810 12	20	33
AZ 5810 13	21	33
AZ 5810 15	11	32
AZ 5810 16	10	32
AZ 5810 17	13	32
AZ 5810 18	26	33
AZ 5810 19	28	33
AZ 5810 21	27	33
AZ 5810 22	33	33
AZ 5810 23	7	32
AZ 5810 24	34	33
AZ 5812 01	1	30
AZ 5812 02	1	30
AZ 5910 00	1	24
AZ 5910 01	9	24
AZ 5910 03	11	25
BA 1021 60	12	26
BA 1220 62	18	32
BA 1321 41	3	16
BA 1610 29	12	80
BA 1611 34	14	64
BA 1710 05	7	45
BA 1910 29	8	62
BA 2010 01	1	80
BA 2310 93	6	68
BB 1210 29	9	32
BB 2010 30	3	80
BB 2110 12	1	72
BB 2210 04	9	72

Part No.	Figure No.	Page No.
BG 1138 02	14	75
BG 1138 03	14	75
BG 1138 04	2	65
BG 1138 06	1	65
BG 1138 06	6	65
BG 1138 11	5	65
BG 1318 02	6	67
BG 1318 05	3	65
BG 1412 00	6	44
BG 1412 16	7	44
BG 1910 02	8	72
BG 2210 03	21	69
BG 2312 01	6	52
BG 2330 00	5	52
BH 1910 09	14	72
BH 1910 10	15	72
BH 2110 00	1	68
BH 2110 12	2	68
BH 2110 14	26	69
BH 2110 15	11	68
BH 2110 16	3	68
BH 2110 51	4	68
BH 2110 52	23	69
BH 2110 57	24	69
BH 2110 61	17	69
BH 2110 62	16	69
BH 2110 64	31	33
BH 2326 00	10	42
BH 2414 00	9	68
BH 2414 02	22	69
BH 2418 00	18	69
BH 2418 01	14	68
BH 5810 05	24	33
BH 5810 07	29	33
BH 5810 10	23	33
CB 1210 46	13	31
CE 1810 15	6	40

Part No.	Figure No.	Page No.
CI 2010 23	2	75
CL 2010 22	9	75
CM 1910 49	5	61
CM 2010 54	3	40
CX 1410 44	12	91
CX 1410 45	13	91
CX 1410 46	9	91
DD 1211 39	14	32
DG 1410 19	10	36
DG 1410 19	10	85
DJ 2011 09	20	79
DJ 2210 14	1	82
DK 1012 37	3	36
DK 1012 77	23	37
DK 1012 78	24	37
DK 1013 40	13	36
DL 1910 20	23	41
DZ 1210 48	14	31
DZ 1410 43	1	39
HA 2010 07	6	39
HA 2010 07	16	85
JA 5812 21	3	30
JA 5812 36	18	31
JA 5813 14	16	31
JB 4010 13	7	80
JS 1138 01	8	85
JS 1138 02	9	85
JS 1720 14	7	85
JS 1720 15	2	89
JS 1720 18	28	90
JS 1720 19	32	90
JS 1720 20	22	90
JS 1720 23	10	89
JS 1720 26	29	90
JS 1720 27	11	89
JS 1720 29	17	90
JS 1720 30	21	90

Part No.	Figure No.	Page No.
JS 1720 31	30	90
JS 1720 32	20	90
JS 1720 33	26	90
JS 1720 35	7	89
JS 1720 36	4	89
JS 1720 38	3	89
KU BC04 10	18	60
LA D000 33	9	21
LC F000 01	15	8
LH C000 01	13	61
LJ A000 03	11	8
RA 1720 05		89
RA 1720 06	15	85
RA 4022 00	1	74
RA 4022 01	2	74

Part No.	Figure No.	Page No.
----------	------------	----------

Part No.	Figure No.	Page No.
----------	------------	----------